











LAST SESSION DATA MATRIX

Index	Current	Change
NIFTY 50 Pre Open	11,087.90	55.45
NIFTY 50	11,109.65	77.20
NIFTY NEXT 50	26,236.60	185.95
NIFTY 100	11,222.20	78.05
NIFTY 200	5,733.35	41.40
NIFTY 500	9,046.55	66.90
NIFTY MIDCAP 50	4,335.90	41.75
INDIA VIX	15.7975	-0.30
S&P BSE SENSEX	37,581.91	254.55
S&P BSE SENSEX 50	11,615.86	82.62
S&P BSE 100	11,219.80	83.7
S&P BSE MidCap	13,670.05	103.94
S&P BSE SmallCap	12,699.50	125.25
S&P BSE 200	4,638.86	33.3
S&P BSE 500	14,334.42	103.94
S&P BSE AllCap	4,073.11	30.46
S&P BSE LargeCap	4,273.46	30.34
TURNOVER		
Product	No. of contracts	Turnover (cr.)*
Index Futures	3,22,599	22,852.88
Stock Futures	10,15,108	53,894.96
Index Options	1,08,07,160	7,40,064.84
Stock Options	8,97,953	51,374.98
F&O Total	1,30,42,820	8,68,187.66
GAINERS		
Symbol	LTP	% chng
IBULHSGFIN	510	14.77
EICHERMOT	17,600.00	4.69
TITAN	1,077.00	3.45
MARUTI	6,100.25	3.35
BAJAJFINSV	7,494.00	2.79
LOSERS		
YESBANK	82.2	-7.85
CIPLA	485.1	-3.57
TECHM	663	-2.53
HINDALCO	177	-2.24
COALINDIA	207.3	-2.15

FIRST LIGHT HEADINGS

-  Nifty, Sensex post first weekly gain in five on FPI surcharge rethink
-  Suzlon said to propose \$1.2 billion stressed debt settlement
-  Hindalco Q1 : Cons Net Profit At Rs. 1,063 Cr Vs Rs. 1,475 Cr (YoY)
-  Prakash Indus. Q1 net profit down 78.06% at Rs 37.00 cr
-  LT Foods Q1 net profit up 29.99% at Rs 21.02 cr
-  Britannia Ind. Q1 net profit up 1.61% at Rs 250.21 cr

MARKET INSIGHT

-  **On Aug 09** : Indian equity benchmarks ended Friday's trade in green terrain that marked a second straight day of gain for the markets. Sensex and Nifty closed above their crucial 37,550 and 11,100 levels, respectively. Key gauges traded on positive note since the beginning, amid reports that the government is likely to withdraw higher surcharge on foreign portfolio investors (FPIs). In this regard, Finance minister Nirmala Sitharaman will meet market participants, including senior officials of foreign portfolio investors and mutual funds, later in the day to ascertain views on current issues relating to financial markets. Key indices gathered further ground and hit fresh intraday high in afternoon trade, taking support from report that giving a relief to startups, the government has laid out a procedure to address pending angel tax assessments under which action would be taken only after approval of a supervisory officer. Traders took note of report that India Inc demanded a stimulus package of over Rs 1 lakh crore.
-  Meanwhile, with an aim to revive Indian economy, which is going through a slowdown, Industry leaders have asked the government for a stimulus package of over Rs 1 trillion to restart investments. They also said the government will soon take action to boost economic growth. Besides, the government told the business leaders that the punitive penal provisions for non-compliance of CSR spending norms under the companies law would not be pursued. The Associated Chambers of Commerce and Industry of India (Assocham) president B K Goenka has said 'The economy requires a critical intervention by introducing a stimulus package. The Confederation of Indian Industry (CII) Vice-President T V Narendran said that the government sought views on ways to further stimulate the country's economic growth.
-  On the global front, Asian markets ended mixed on Friday, while European markets were trading in red as investors digested key data from China and Japan, and on renewed concerns about the US-China trade dispute after a report that the White House is delaying a decision on allowing US companies to do business with China's Huawei Technologies. Back home, select retail sector stocks ended in green as CARE Ratings expects the retail industry to register growth rate of about 12-14 percent over the next 3 years to \$1,150 billion by 2021. The top gainers on the Sensex were Maruti Suzuki up by 3.48%, Bajaj Finance up by 2.27%, HDFC Bank up by 2.01%, Hindustan Unilever up.
-  However, key indices gave up most of their gains in last leg of trade to come off their intraday high points, as market-men got anxious with India Ratings and Research (Ind-Ra) in its latest report stating that the huge Rs 3 trillion capital infusion by the government into Public Sector Banks (PSBs) between FY14 and FY19 has helped them cut losses but has failed to contribute meaningfully to credit growth. But, the trade remained in positive terrain, as some optimism remained among the investors with Agriculture Minister Narendra Singh Tomar's statement that the deficit in southwest monsoon has narrowed and the sowing of summer (Kharif) crops is progressing.

MARKET OUTLOOK- CAUTIOUSLY OPTIMISTIC



Quantitative Analysis : The BSE Sensex ended at 37376.73, up by 686.23 points or 1.87% after trading in a range of 36655.41 and 37405.48. There were 29 stocks advancing against 2 stocks declining on the index. The broader indices ended in green; the BSE Mid cap index rose 0.52%, while Small cap index was up by 0.85%. The CNX Nifty ended at 11048.20, up by 192.70 points or 1.78% after trading in a range of 10842.95 and 11058.05. There were 45 stocks advancing against 5 stocks declining on the index. The top gainers on Nifty were HCL Tech. up by 6.67%, Tata Motors up by 5.58%, JSW Steel up by 4.99%, Reliance Industries up by 4.38% and BPCL up by 3.93%. On the flip side, Tata Steel down by 4.03%, Cipla down by 2.78%, Ultratech Cement down by 2.28%, Indiabulls Housing Finance down by 1.21% and Indusind Bank down by 0.35% were the top losers.

For the upcoming session, we expect some more downside near to 10900 -850 however technical indicators i.e MACD & RSI displays some over sold conditions . Any rate cut opportunity in US market may further boost the sentiments and we might see some pull back near to 11500-600. Therefore on the hole there would be a range bound scenario between 10800-11500 ahead.

Index	Support 2	Support 1	Previous Close	Resistance 1	Resistance 2	Trend
SENSEX	35721	36247	37582	38052	38522	Rangebound
NIFTY 50	10798	10954	11110	11249	11388	Rangebound
NIFTY BANK	27691	28090	28489	28845	29201	Rangebound



CORPORATE ACTIONS

Symbol	Face Value(Rs.)	Purpose	Ex-Date	Record Date
UBL	1	Annual General Meeting/Dividend - Rs 2.50 Per Share	13-Aug-19	-
NTPC	10	Dividend - Rs 2.50 Per Share	13-Aug-19	-
HGS	10	Interim Dividend - Rs 2.50 Per Share	13-Aug-19	14-Aug-19
SRF	10	Interim Dividend - Rs 7 Per Share	13-Aug-19	14-Aug-19
CONTROLPR	10	Annual General Meeting/Dividend - Rs 3.50 Per Share	13-Aug-19	-
INDIAGLYCO	10	Annual General Meeting/Dividend - Rs 6 Per Share	13-Aug-19	-
JKPAPER	10	Dividend - Rs 3.50 Per Share	13-Aug-19	-
MCDOWELL-N	2	Annual General Meeting	13-Aug-19	-
ABBOTINDIA	10	Annual General Meeting/ Final Dividend - Rs 50 Per Share/ Special Dividend - Rs 15 Per Share	13-Aug-19	-
JBCHEPHARM	2	Dividend - Rs 5 Per Share	14-Aug-19	16-Aug-19
THYROCARE	10	Dividend - Rs 20 Per Share	14-Aug-19	-
BOSCHLTD	10	Annual General Meeting/Dividend Rs 105 Per Share	14-Aug-19	-
GRPLTD	10	Annual General Meeting/Dividend - Rs 8 Per Share	14-Aug-19	-
GNA	10	Annual General Meeting/Dividend - Rs 2.75 Per Share	14-Aug-19	16-Aug-19
HCLTECH	2	Interim Dividend - Rs 2 Per Share	14-Aug-19	17-Aug-19
HINDALCO	1	Annual General Meeting/Dividend - Rs 1.20 Per Share	14-Aug-19	-
MARUTI	5	Dividend - Rs 80 Per Share	14-Aug-19	-
MUNJALSHOW	2	Annual General Meeting/Dividend - Rs 4.5 Per Share	14-Aug-19	-
AMBER	10	Annual General Meeting	14-Aug-19	-
DIVISLAB	2	Annual General Meeting/Dividend - Rs 16 Per Share	14-Aug-19	-
PNBGILTS	10	Annual General Meeting/Dividend - Rs 1.40 Per Share	14-Aug-19	-
AIRAN	2	Annual General Meeting	14-Aug-19	-
DLINKINDIA	2	Interim Dividend - Rs 0.50 Per Share	14-Aug-19	16-Aug-19
S&SPOWER	10	Annual General Meeting	14-Aug-19	-
SARDAEN	10	Dividend - Rs 5 Per Share	14-Aug-19	-
GANDHITUBE	5	Buyback	14-Aug-19	16-Aug-19
LUMAXTECH	2	Dividend - Rs 3 Per Share	14-Aug-19	-
OBEROIRLTY	10	Annual General Meeting/Dividend - Rs 2 Per Share	14-Aug-19	16-Aug-19
SPECIALITY	10	Annual General Meeting	14-Aug-19	-
LUMAXIND	10	Annual General Meeting/Dividend - Rs 35 Per Share	14-Aug-19	-
LINCPEN	10	Annual General Meeting/Dividend - Rs 1.50 Per Share	16-Aug-19	-
LICHSGFIN	2	Annual General Meeting/ Dividend - Rs 7.60 Per Share	16-Aug-19	-
KAJARIACER	1	Annual General Meeting/Dividend - Rs 3 Per Share	16-Aug-19	-
SHALBY	10	Annual General Meeting/Dividend - Rs 0.50 Per Share	16-Aug-19	-
TCNSBRANDS	2	Annual General Meeting	16-Aug-19	-
SHARDACROP	10	Annual General Meeting/Dividend - Rs 2 Per Share	16-Aug-19	19-Aug-19
HINDOILEXP	10	Annual General Meeting	16-Aug-19	-
KSL	5	Annual General Meeting/Dividend - Rs 5 Per Share	16-Aug-19	-
SPTL	1	Annual General Meeting	16-Aug-19	-
TATAMETALI	10	Annual General Meeting/Dividend - Rs 3.50 Per Share	16-Aug-19	-
IDEA	10	Annual General Meeting	16-Aug-19	-
PETRONET	10	Annual General Meeting/Dividend - Rs 4.50 Per Share	19-Aug-19	-
VSTIND	10	Annual General Meeting/Dividend - Rs 95 Per Share	19-Aug-19	-
ALKEM	2	Annual General Meeting/Dividend - Rs 8 Per Share	19-Aug-19	20-Aug-19

Data Source-Ace Equity, NSE,BSE

For Private Circulation Only

For Our Clients Only

KEY SUPPORT & RESISTANCE OF NIFTY50 STOCKS

COMPANY NAME	PREVIOUS CLOSE	RESISTANCE		SUPPORT	
		R1	R2	S1	S2
Adani Ports and Special Economic Zone Ltd.	376	381	385	371	365
Asian Paints Ltd.	1,575.85	1596	1615	1554	1532
Axis Bank Ltd.	660.1	668	677	651	642
Bajaj Auto Ltd.	2,700.25	2734	2768	2662	2625
Bajaj Finance Ltd.	7,494.00	7588	7681	7389	7284
Bajaj Finserv Ltd.	3,406.85	3449	3492	3359	3311
Bharat Petroleum Corporation Ltd.	371.05	376	380	366	361
Bharti Airtel Ltd.	346.3	351	355	341	337
Bharti Infratel Ltd.	2,601.95	2634	2667	2566	2529
Britannia Industries Ltd.	485.1	491	497	478	472
Cipla Ltd.	207.3	210	212	204	201
Coal India Ltd.	2,566.00	2598	2630	2530	2494
Dr. Reddy's Laboratories Ltd.	17,600.00	17820	18040	17354	17107
Eicher Motors Ltd.	123.9	125	127	122	120
GAIL (India) Ltd.	744.7	754	763	734	724
Grasim Industries Ltd.	1,083.15	1097	1110	1068	1053
HCL Technologies Ltd.	2,214.00	2242	2269	2183	2152
HDFC Bank Ltd.	2,285.00	2314	2342	2253	2221
Hero Moto Corp Ltd.	2,620.35	2653	2686	2584	2547
Hindalco Industries Ltd.	177	179	181	175	172
Hindustan Unilever Ltd.	1,838.00	1861	1884	1812	1787
Housing Development Finance Corporation Ltd.	510	516	523	503	496
ICICI Bank Ltd.	421.35	427	432	415	410
ITC Ltd.	1,415.00	1433	1450	1395	1375
Indiabulls Housing Finance Ltd.	252.7	256	259	249	246
Indian Oil Corporation Ltd.	790	800	810	779	768
IndusInd Bank Ltd.	131.1	133	134	129	127
Infosys Ltd.	254.3	257	261	251	247
JSW Steel Ltd.	219.5	222	225	216	213
Kotak Mahindra Bank Ltd.	1,531.75	1551	1570	1510	1489
Larsen & Toubro Ltd.	1,364.60	1382	1399	1345	1326
Mahindra & Mahindra Ltd.	545.1	552	559	537	530
Maruti Suzuki India Ltd.	6,100.25	6177	6253	6015	5929
NTPC Ltd.	123.35	125	126	122	120
Oil & Natural Gas Corporation Ltd.	130.7	132	134	129	127
Power Grid Corporation of India Ltd.	201.4	204	206	199	196
Reliance Industries Ltd.	1,161.00	1176	1190	1145	1128
State Bank of India	291.85	295	299	288	284
Sun Pharmaceutical Industries Ltd.	422.5	428	433	417	411
Tata Consultancy Services Ltd.	122.55	124	126	121	119
Tata Motors Ltd.	361.45	366	370	356	351
Tata Steel Ltd.	2,245.00	2273	2301	2214	2182
Tech Mahindra Ltd.	663	671	680	654	644
Titan Company Ltd.	1,077.00	1090	1104	1062	1047
UPL Ltd.	4,260.20	4313	4367	4201	4141
UltraTech Cement Ltd.	532.20	539	546	525	517
Vedanta Ltd.	141.5	143	145	140	138
Wipro Ltd.	263.65	267	270	260	256
Yes Bank Ltd.	82.2	83	84	81	80
Zee Entertainment Enterprises Ltd.	326.45	331	335	322	317

For Private Circulation Only

For Our Clients Only

NAME	DESIGNATION	E-MAIL
Varun Gupta	Head - Research	varungupta@moneysukh.com



SEBI REGISTRATION NO - INH100003274

(UNDER RESEARCH ANALYSTS REGULATIONS , 2014)

For more copies or other information, please send your query at research@moneysukh.com

Note : Please refer our Derivative Report for recommendation on OPTION STRATEGIES.

STANDARD DISCLOSURES AS PER RESEARCH ANALYSTS REGULATIONS, 2014

DISCLAIMER/DISCLOSURES ANALYST CERTIFICATION

We/I, Mr. Varun Gupta Research Analysts, authors and the names subscribed to this report, of Mansukh Securities & Finance Ltd. hereby certify that all of the views expressed in this research report accurately reflect our views about the subject issuer(s) or securities. We also certify that no part of our compensation was, is, or will be directly or indirectly related to the specific recommendation(s) or view(s) in this report.

Terms & conditions and other disclosures:

Mansukh Securities & Finance Ltd, (hereinafter referred to as "MSFL") is engaged in the business of Stock Broking, and Depository Participant . This document has been prepared by the Research Division of MSFL and is meant for use by the recipient only as information and is not for circulation. This document is not to be reported or copied or made available to others without prior permission of MSFL. It should not be considered or taken as an offer to sell or a solicitation to buy or sell any security.

The information contained in this report has been obtained from sources that are considered to be reliable. However, MSFL has not independently verified the accuracy or completeness of the same. Neither MSFL nor any of its affiliates, its directors or its employees accepts any responsibility of whatsoever nature for the information, statements and opinion given, made available or expressed herein or for any omission therein.

Recipients of this report should be aware that past performance is not necessarily a guide to future performance and value of investments can go down as well. The suitability or otherwise of any investments will depend upon the recipient's particular circumstances and, in case of doubt, advice should be sought from an independent expert/ advisor.

Either MSFL or its affiliates or its directors or its employees or its representatives or its clients or their relatives may have position(s), make market, act as principal or engage in transactions of securities of companies referred to in this report and they may have used the research material prior to publication.

MSFL submits that no material disciplinary action has been taken on us by any Regulatory Authority impacting Equity Research Analysis activities.

MSFL or its research analysts or its associates or his relatives do not have any financial interest in the subject company. MSFL or its research analysts or its associates or his relatives do not have actual/beneficial ownership of one per cent or more securities of the subject company at the end of the month immediately preceding the date of publication of the research report. MSFL or its research analysts or its associates or his relatives do not have any material conflict of interest at the time of publication of the research report.

MSFL or its associates have not received any compensation from the subject company in the past twelve months.

MSFL or its associates have not managed or co-managed public offering of securities for the subject company in the past twelve months or mandated by the subject company for any other assignment in the past twelve months.

MSFL or its associates have not received any compensation for brokerage services from the subject company in the past twelve months.

MSFL or its associates have not received any compensation for products or services other than investment banking or merchant banking or brokerage services from the subject company in the past twelve months. MSFL or its associates have not received any compensation or other benefits from the subject company or third party in connection with the research report.

MSFL encourages independence in research report preparation and strives to minimize conflict in preparation of research report. MSFL or its analysts did not receive any compensation or other benefits from the subject Company or third party in connection with the preparation of the research report. MSFL or its Research Analysts do not have any material conflict of interest at the time of publication of this report.

It is confirmed that Mr. Varun Gupta Research Analysts of this report have not received any compensation from the companies mentioned in the report in the preceding twelve months .

Compensation of our Research Analysts is not based on any specific merchant banking, investment banking or brokerage service transactions. The Research analysts for this report certifies that all of the views expressed in this report accurately reflect his or her personal views about the subject company or companies and its or their securities, and no part of his or her compensation was, is or will be, directly or indirectly related to specific recommendations or views expressed in this report. The research analysts for this report has not served as an officer, director or employee of the subject company.

MSFL or its research analysts have not engaged in market making activity for the subject company Our sales people, traders, and other professionals or affiliates may provide oral or written market commentary or trading strategies to our clients that reflect opinions that are contrary to the opinions expressed herein, and our proprietary trading and investing businesses may make investment decisions that are inconsistent with the recommendations expressed herein. In reviewing these materials, you should be aware that any or all the foregoing, among other things, may give rise to real or potential conflicts of interest.

MSFL and its associates, their directors and employees may (a) from time to time, have a long or short position in, and buy or sell the securities of the subject company or (b) be engaged in any other transaction involving such securities and earn brokerage or other compensation or act as a market maker in the financial instruments of the subject company or act as an advisor or lender/borrower to the subject company or may have any other potential conflict of interests with respect to any recommendation and other related information and opinions.

MSFL does not claim to be an invitation or an offer to buy or sell any financial instrument. Our Clients (Paid Or Unpaid), Any third party or anyone else have no rights to forward or share our calls or SMS or Reports or Any Information Provided by us to/ with anyone which is received directly or indirectly by them. If found so then Serious Legal Actions can be taken. By accessing Moneysukh.com or any of its associate/group sites, you have read, understood and agree to be legally bound by the terms of the following disclaimer and user agreement. The views and investment tips expressed by investment experts through sms or on Moneysukh.com are their own, and not that of the website or its management. Moneysukh.com advises users to check with certified experts before taking any investment decision.

Stock trading is inherently risky and you agree to assume complete and full responsibility for the outcomes of all trading decisions that you make, including but not limited to loss of capital. None of the stock trading calls made by Moneysukh.com should be construed as an offer to buy or sell securities, nor advice to do so. All comments and posts made by Moneysukh.com, and employees/owners are for information purposes only and under no circumstances should be used for actual trading. Under no circumstances should any person at this site make trading decisions based solely on the information discussed herein. You agree to not make actual stock trades based on comments on the site, nor on any techniques presented nor discussed in this site or any other form of information presentation. All information is for educational and informational use only. You agree to consult with a registered investment advisor, prior to making any trading decision of any kind. You agree, by accessing this or any associated site, Moneysukh.com bears no liability for any postings on the website or actions of associate site. We reserve the right to deny service to anyone. You, and not Moneysukh.com, assume the entire cost and risk of any trading you are suggested to undertake. You are solely responsible for making your own investment decisions. If you choose to engage in such transactions with or without seeking advice from a licensed and qualified financial advisor or entity, then such decision and any consequences flowing there from are your sole responsibility. The information and commentaries are not meant to be an endorsement or offering of any stock purchase. They are meant to be a guide only, which must be tempered by the investment experience and independent decision making process of the subscriber. Moneysukh.com or any employees are in no way liable for the use of the information by others in investing or trading in investment vehicles utilizing the principles disclosed herein. The materials and information in, and provided by, this site are not, and should not be construed as an offer to buy or sell any of the securities named in materials, services, or on-line postings. We encourage all investors to use the information on the site as a resource only to further their own research on all featured companies, stocks, sectors, markets and information presented on the site.