









LAST SESSION DATA MATRIX

Index	Current	Change
NIFTY 50 Pre Open	11,094.80	47.00
NIFTY 50	11,053.90	6.10
NIFTY NEXT 50	25,981.65	-17.95
NIFTY 100	11,158.95	4.40
NIFTY 200	5,701.25	3.75
NIFTY 500	8,997.95	9.15
NIFTY MIDCAP 50	4,318.30	9.25
INDIA VIX	16.6925	0.04
S&P BSE SENSEX	37402.49	52.16
S&P BSE SENSEX 50	11547.41	7.96
S&P BSE 100	11146.72	7.43
S&P BSE MidCap	13518.2	27.3
S&P BSE SmallCap	12649.16	64.57
S&P BSE 200	4611.79	4.16
S&P BSE 500	14252.7	17.52
S&P BSE AllCap	4049.77	5.23
S&P BSE LargeCap	4250.93	2.61
TURNOVER		
Product	No. of contracts	Turnover (cr.)*
Index Futures	3,06,829	21,552.00
Stock Futures	6,89,697	38,521.15
Index Options	1,15,85,662	7,73,535.09
Stock Options	6,85,202	40,258.30
F&O Total	1,32,67,390	8,73,866.54
GAINERS		
Symbol	LTP	% chng
SUNPHARMA	426	2.72
TECHM	673.9	2.26
AXISBANK	685.2	1.41
INFRATEL	252.5	1.32
TITAN	1,089.10	1.24
LOSERS		
YESBANK	76.8	-3.34
GRASIM	733	-2.56
IBULHEGFN	533.6	-1.69
GAIL	127.5	-1.66
COALINDIA	198.9	-1.51

FIRST LIGHT HEADINGS

-  Nifty, Sensex pare early gains; automakers weigh
-  Info Edge's investments drag Q1 performance, stock valuations remain lofty
-  Apollo Hospitals' profit focus is key to retaining investor interest
-  Coffee Day group's outstanding debt at Rs 4,970 cr
-  Two RCom promoters pledge additional 11.5% stake
-  Sebi imposes restrictions on mutual fund investments in short-term bank deposits

MARKET INSIGHT

-  **On Aug 19** : Indian equity benchmarks erased major chunk of gains in dying hour of trade to come off their intraday high points, but managed to close the session with moderate gains, on the back of strong trend seen in other Asian markets. Domestic stocks made positive start, as traders were optimistic with Fitch Solutions' statement that the RBI is expected to cut interest rates by 40 basis points before the end of the current financial year as monetary easing till now appears to be insufficient in boosting economic growth. Some solace also came with Reserve Bank of India (RBI) Governor Shaktikanta Das' statement that the business community has been facing various challenges at the moment and growth is a matter of highest priority for the monetary.
-  Key bourses added more gains and traded near intraday high levels in the afternoon deals, as sentiments on the street improved further with a report that monsoon rains in India in the week through August 14 were above average for a third straight week. The cumulative rainfall till August 14 was 0.1% above long-term average with the weekly rainfall 45.1% above long-term average owing to heavy rainfall across western and central India. Local investors cheered with reports that private equity and venture capital investments in India crossed \$8 billion in July -- the highest fund infusion in a month by PE/VC funds -- amid strong investment activity in infrastructure and real estate asset classes. However, markets erased most of their early gains, as anxiety was among traders with report that the Australia and New Zealand Banking Group (ANZ) slashed its forecast for India's economic growth to 6.2% in the financial year ending next March from a previous estimate of 6.5%, warning it would be tough for authorities.
-  On the global front, Asian markets ended mostly higher on Monday, while European markets were trading in green, as hopes of more stimulus from central banks around the world and steps being taken by major economies such as Germany and China soothed investors' fears of a sharp global economic slump. Back home, Airline sector were in focus with report that aviation watchdog DGCA is looking at the option of introducing a new pilots training programme that will focus more on competitive.
-  Meanwhile, CARE Ratings in its latest study report has stated that growth in job creation slowed down in the financial year 2018-19 (FY19), with a 4.3% year-on-year (Y-o-Y) increase in total employment, over 6.2% Y-o-Y growth in FY18. The report showed that the number of jobs created during FY19 to be at 6.03 million. It noted that an economy growing at 6.8% should ideally be creating jobs commensurate to its growth rate. The study is based on a sample of 969 companies which has a high level of concentration as of 2019. About 12 of the 33 sectors are included, with 502 companies that accounted for 83 percent of total headcount, as of March 2019. The study showed that growth tended to be higher in the service sectors such as finance, retail, realty, IT insurance, media and logistics. These were the relatively faster growing sectors in the economy. In the non-services sectors, non-ferrous, consumer durables and capital goods registered higher growth rates (electrical as well, though it was smaller in size). The auto sector (which saw a sharp fall in growth in production, combined with higher mechanisation), textiles (low production growth) and chemicals grew at just less than.

MARKET OUTLOOK- CAUTIOUSLY OPTIMISTIC



Quantitative Analysis : The BSE Sensex ended at 37423.80, up by 73.47 points or 0.20% after trading in a range of 37358.49 and 37718.88. There were 14 stocks advancing against 16 stocks declining on the index. The broader indices ended in green; the BSE Mid cap index rose 0.28%, while Small cap index was up by 0.50%. The CNX Nifty ended at 11055.10, up by 7.30 points or 0.07% after trading in a range of 11037.85 and 11146.90. There were 20 stocks advancing against 30 stocks declining on the index. The top gainers on Nifty were Sun Pharma up by 2.72%, Tech Mahindra up by 2.26%, Axis Bank up by 1.41%, Bharti Infratel up by 1.32% and Titan Co up by 1.24%. On the flip side, Yes Bank down by 3.34%, Indiabulls Housing finance down by 3.04%, Grasim Industries down by 2.56%, Power Grid down by 1.97% and GAIL India down by 1.66% were the top losers.

For the upcoming session, we expect some more downside near to 10900 -850 however technical indicators i.e MACD & RSI displays some over sold conditions . Any rate cut opportunity in US market may further boost the sentiments and we might see some pull back near to 11500-600. Therefore on the whole there would be a range bound scenario between 10800-11500 ahead.

Index	Support 2	Support 1	Previous Close	Resistance 1	Resistance 2	Trend
SENSEX	36354	36878	37402	37870	38338	Rangebound
NIFTY 50	10744	10899	11054	11192	11330	Rangebound
NIFTY BANK	27429	27824	28219	28572	28925	Rangebound



CORPORATE ACTIONS

Symbol	Face Value(Rs.)	Purpose	Ex-Date	Record Date
KPRMILL	5	Annual General Meeting/Dividend - Rs 0.75 Per Share	20-Aug-19	-
BALKRISIND	2	Interim Dividend - Rs 2 Per Share	20-Aug-19	21-Aug-19
SUNPHARMA	1	Annual General Meeting/Dividend - Rs 2.75 Per Share	20-Aug-19	-
SUTLEJTEX	1	Dividend - Rs 0.65 Per Share	20-Aug-19	21-Aug-19
DALMIASUG	2	Annual General Meeting/Dividend - Rs 1.60 Per Share	20-Aug-19	-
BEL	1	Annual General Meeting/Dividend - Rs 1.70 Per Share	20-Aug-19	-
CAPACITE	10	Annual General Meeting/Dividend - Re 1 Per Share	20-Aug-19	21-Aug-19
RIIL	10	Annual General Meeting/Dividend - Rs 3 Per Share	20-Aug-19	21-Aug-19
SUPERSPIN	1	Annual General Meeting	20-Aug-19	-
SUNTV	5	Interim Dividend	20-Aug-19	21-Aug-19
PFC	10	Annual General Meeting	20-Aug-19	-
ASTRAZEN	2	Interim Dividend - Re 1 Per Share	20-Aug-19	21-Aug-19
COLPAL	1	Annual General Meeting	20-Aug-19	-
DHUNINV	10	Annual General Meeting/Dividend - Rs 1.50 Per Share	20-Aug-19	-
APCL	10	Annual General Meeting/Dividend - Rs 2.50 Per Share	20-Aug-19	-
MUKTAARTS	5	Dividend Rs - 1.25 Per Share	20-Aug-19	-
CUB	1	Annual General Meeting/Dividend - Rs 0.50 Per Share	20-Aug-19	-
KPITTECH	10	Annual General Meeting/Dividend - Rs 0.75 Per Share	20-Aug-19	21-Aug-19
GOLDIAM	10	Interim Dividend - Rs 2 Per Share	20-Aug-19	21-Aug-19
SILINV	10	Dividend - Rs 1.50 Per Sh	20-Aug-19	21-Aug-19
KHANDSE	10	Annual General Meeting	21-Aug-19	-
JSL	2	Annual General Meeting	21-Aug-19	-
HINDCOMPOS	5	Annual General Meeting/Dividend - Rs 2 Per Share	21-Aug-19	-
GTPL	10	Annual General Meeting/Dividend - Re 1 Per Share	21-Aug-19	-
MIRCELECTR	1	Annual General Meeting	21-Aug-19	-
IOLCP	10	Annual General Meeting	21-Aug-19	-
CAREERP	10	Interim Dividend -Re 1 Per Share	21-Aug-19	22-Aug-19
HEXAWARE	2	Interim Dividend - Rs 1.50 Per Share	21-Aug-19	22-Aug-19
SEQUENT	2	Annual General Meeting/Dividend - Rs 0.20 Per Share	21-Aug-19	-
SOMATEX	10	Annual General Meeting	21-Aug-19	-
IOC	10	Annual General Meeting/Dividend - Re 1 Per Share	21-Aug-19	-
BPCL	10	Dividend - Rs 8 Per Share	21-Aug-19	-
ECLERX	10	Annual General Meeting/Dividend Rs 1 Per Share	21-Aug-19	-
RECLTD	10	Annual General Meeting	21-Aug-19	-
MMFL	10	Annual General Meeting	21-Aug-19	-
GRANULES	1	Annual General Meeting/ Dividend - Re 0.25 Per Share	21-Aug-19	-
HERITGFOOD	5	Annual General Meeting/Dividend - Rs 2 Per Share	21-Aug-19	-
NDGL	10	Annual General Meeting/Dividend - Rs 2.50 Per Share	21-Aug-19	-
PIONEEREMB	10	Annual General Meeting	21-Aug-19	-
TMRVL	10	Annual General Meeting	21-Aug-19	-
GMMPFAUDLR	2	Interim Dividend - Re 1 Per Share	21-Aug-19	22-Aug-19
AUROPHARMA	1	Annual General Meeting	21-Aug-19	-
INFRATEL	10	Interim Dividend - Rs 3.65 Per Share	22-Aug-19	23-Aug-19
DOLLAR	2	Dividend - Rs 1.70 Per Share	22-Aug-19	-

Data Source-Ace Equity, NSE,BSE

For Private Circulation Only

For Our Clients Only

KEY SUPPORT & RESISTANCE OF NIFTY50 STOCKS

COMPANY NAME	PREVIOUS CLOSE	RESISTANCE		SUPPORT	
		R1	R2	S1	S2
Adani Ports and Special Economic Zone Ltd.	357.9	362	367	353	348
Asian Paints Ltd.	1,585.00	1605	1625	1563	1541
Axis Bank Ltd.	685.2	694	702	676	666
Bajaj Auto Ltd.	2,730.00	2764	2798	2692	2654
Bajaj Finance Ltd.	7,380.00	7472	7565	7277	7173
Bajaj Finserv Ltd.	3,327.00	3369	3410	3280	3234
Bharat Petroleum Corporation Ltd.	360.6	365	370	356	351
Bharti Airtel Ltd.	347.1	351	356	342	337
Bharti Infratel Ltd.	2,477.00	2508	2539	2442	2408
Britannia Industries Ltd.	477	483	489	470	464
Cipla Ltd.	198.9	201	204	196	193
Coal India Ltd.	2,513.50	2545	2576	2478	2443
Dr. Reddy's Laboratories Ltd.	16,376.00	16581	16785	16147	15917
Eicher Motors Ltd.	127.5	129	131	126	124
GAIL (India) Ltd.	733	742	751	723	712
Grasim Industries Ltd.	1,063.45	1077	1090	1049	1034
HCL Technologies Ltd.	2,110.90	2137	2164	2081	2052
HDFC Bank Ltd.	2,210.95	2239	2266	2180	2149
Hero Moto Corp Ltd.	2,637.00	2670	2703	2600	2563
Hindalco Industries Ltd.	182	184	187	179	177
Hindustan Unilever Ltd.	1,823.00	1846	1869	1797	1772
Housing Development Finance Corporation Ltd.	533.6	540	547	526	519
ICICI Bank Ltd.	423.45	429	434	418	412
ITC Ltd.	1,439.00	1457	1475	1419	1399
Indiabulls Housing Finance Ltd.	252.5	256	259	249	245
Indian Oil Corporation Ltd.	778	788	797	767	756
IndusInd Bank Ltd.	126	128	129	124	122
Infosys Ltd.	251.6	255	258	248	245
JSW Steel Ltd.	225.05	228	231	222	219
Kotak Mahindra Bank Ltd.	1,497.00	1516	1534	1476	1455
Larsen & Toubro Ltd.	1,350.50	1367	1384	1332	1313
Mahindra & Mahindra Ltd.	522	529	535	515	507
Maruti Suzuki India Ltd.	6,003.00	6078	6153	5919	5835
NTPC Ltd.	118.8	120	122	117	115
Oil & Natural Gas Corporation Ltd.	126.55	128	130	125	123
Power Grid Corporation of India Ltd.	207.05	210	212	204	201
Reliance Industries Ltd.	1,290.00	1306	1322	1272	1254
State Bank of India	286.55	290	294	283	279
Sun Pharmaceutical Industries Ltd.	426	431	437	420	414
Tata Consultancy Services Ltd.	121.25	123	124	120	118
Tata Motors Ltd.	359.7	364	369	355	350
Tata Steel Ltd.	2,166.00	2193	2220	2136	2105
Tech Mahindra Ltd.	673.9	682	691	664	655
Titan Company Ltd.	1,089.10	1103	1116	1074	1059
UPL Ltd.	4,164.95	4217	4269	4107	4048
UltraTech Cement Ltd.	542.00	549	556	534	527
Vedanta Ltd.	144.2	146	148	142	140
Wipro Ltd.	252.25	255	259	249	245
Yes Bank Ltd.	76.8	78	79	76	75
Zee Entertainment Enterprises Ltd.	347.75	352	356	343	338

NAME	DESIGNATION	E-MAIL
Varun Gupta	Head - Research	varungupta@moneysukh.com



SEBI REGISTRATION NO - INH100003274

(UNDER RESEARCH ANALYSTS REGULATIONS , 2014)

For more copies or other information, please send your query at research@moneysukh.com

Note : Please refer our Derivative Report for recommendation on OPTION STRATEGIES.

STANDARD DISCLOSURES AS PER RESEARCH ANALYSTS REGULATIONS, 2014

DISCLAIMER/DISCLOSURES ANALYST CERTIFICATION

We/I, Mr. Varun Gupta Research Analysts, authors and the names subscribed to this report, of Mansukh Securities & Finance Ltd. hereby certify that all of the views expressed in this research report accurately reflect our views about the subject issuer(s) or securities. We also certify that no part of our compensation was, is, or will be directly or indirectly related to the specific recommendation(s) or view(s) in this report.

Terms & conditions and other disclosures:

Mansukh Securities & Finance Ltd, (hereinafter referred to as "MSFL") is engaged in the business of Stock Broking, and Depository Participant . This document has been prepared by the Research Division of MSFL and is meant for use by the recipient only as information and is not for circulation. This document is not to be reported or copied or made available to others without prior permission of MSFL. It should not be considered or taken as an offer to sell or a solicitation to buy or sell any security.

The information contained in this report has been obtained from sources that are considered to be reliable. However, MSFL has not independently verified the accuracy or completeness of the same. Neither MSFL nor any of its affiliates, its directors or its employees accepts any responsibility of whatsoever nature for the information, statements and opinion given, made available or expressed herein or for any omission therein.

Recipients of this report should be aware that past performance is not necessarily a guide to future performance and value of investments can go down as well. The suitability or otherwise of any investments will depend upon the recipient's particular circumstances and, in case of doubt, advice should be sought from an independent expert/ advisor.

Either MSFL or its affiliates or its directors or its employees or its representatives or its clients or their relatives may have position(s), make market, act as principal or engage in transactions of securities of companies referred to in this report and they may have used the research material prior to publication.

MSFL submits that no material disciplinary action has been taken on us by any Regulatory Authority impacting Equity Research Analysis activities.

MSFL or its research analysts or its associates or his relatives do not have any financial interest in the subject company. MSFL or its research analysts or its associates or his relatives do not have actual/beneficial ownership of one per cent or more securities of the subject company at the end of the month immediately preceding the date of publication of the research report. MSFL or its research analysts or its associates or his relatives do not have any material conflict of interest at the time of publication of the research report.

MSFL or its associates have not received any compensation from the subject company in the past twelve months.

MSFL or its associates have not managed or co-managed public offering of securities for the subject company in the past twelve months or mandated by the subject company for any other assignment in the past twelve months.

MSFL or its associates have not received any compensation for brokerage services from the subject company in the past twelve months.

MSFL or its associates have not received any compensation for products or services other than investment banking or merchant banking or brokerage services from the subject company in the past twelve months. MSFL or its associates have not received any compensation or other benefits from the subject company or third party in connection with the research report.

MSFL encourages independence in research report preparation and strives to minimize conflict in preparation of research report. MSFL or its analysts did not receive any compensation or other benefits from the subject Company or third party in connection with the preparation of the research report. MSFL or its Research Analysts do not have any material conflict of interest at the time of publication of this report.

It is confirmed that Mr. Varun Gupta Research Analysts of this report have not received any compensation from the companies mentioned in the report in the preceding twelve months .

Compensation of our Research Analysts is not based on any specific merchant banking, investment banking or brokerage service transactions. The Research analysts for this report certifies that all of the views expressed in this report accurately reflect his or her personal views about the subject company or companies and its or their securities, and no part of his or her compensation was, is or will be, directly or indirectly related to specific recommendations or views expressed in this report. The research analysts for this report has not served as an officer, director or employee of the subject company.

MSFL or its research analysts have not engaged in market making activity for the subject company Our sales people, traders, and other professionals or affiliates may provide oral or written market commentary or trading strategies to our clients that reflect opinions that are contrary to the opinions expressed herein, and our proprietary trading and investing businesses may make investment decisions that are inconsistent with the recommendations expressed herein. In reviewing these materials, you should be aware that any or all the foregoing, among other things, may give rise to real or potential conflicts of interest.

MSFL and its associates, their directors and employees may (a) from time to time, have a long or short position in, and buy or sell the securities of the subject company or (b) be engaged in any other transaction involving such securities and earn brokerage or other compensation or act as a market maker in the financial instruments of the subject company or act as an advisor or lender/borrower to the subject company or may have any other potential conflict of interests with respect to any recommendation and other related information and opinions.

MSFL does not claim to be an invitation or an offer to buy or sell any financial instrument. Our Clients (Paid Or Unpaid), Any third party or anyone else have no rights to forward or share our calls or SMS or Reports or Any Information Provided by us to/ with anyone which is received directly or indirectly by them. If found so then Serious Legal Actions can be taken. By accessing Moneysukh.com or any of its associate/group sites, you have read, understood and agree to be legally bound by the terms of the following disclaimer and user agreement. The views and investment tips expressed by investment experts through sms or on Moneysukh.com are their own, and not that of the website or its management. Moneysukh.com advises users to check with certified experts before taking any investment decision.

Stock trading is inherently risky and you agree to assume complete and full responsibility for the outcomes of all trading decisions that you make, including but not limited to loss of capital. None of the stock trading calls made by Moneysukh.com should be construed as an offer to buy or sell securities, nor advice to do so. All comments and posts made by Moneysukh.com, and employees/owners are for information purposes only and under no circumstances should be used for actual trading. Under no circumstances should any person at this site make trading decisions based solely on the information discussed herein. You agree to not make actual stock trades based on comments on the site, nor on any techniques presented nor discussed in this site or any other form of information presentation. All information is for educational and informational use only. You agree to consult with a registered investment advisor, prior to making any trading decision of any kind. You agree, by accessing this or any associated site, Moneysukh.com bears no liability for any postings on the website or actions of associate site. We reserve the right to deny service to anyone. You, and not Moneysukh.com, assume the entire cost and risk of any trading you are suggested to undertake. You are solely responsible for making your own investment decisions. If you choose to engage in such transactions with or without seeking advice from a licensed and qualified financial advisor or entity, then such decision and any consequences flowing there from are your sole responsibility. The information and commentaries are not meant to be an endorsement or offering of any stock purchase. They are meant to be a guide only, which must be tempered by the investment experience and independent decision making process of the subscriber. Moneysukh.com or any employees are in no way liable for the use of the information by others in investing or trading in investment vehicles utilizing the principles disclosed herein. The materials and information in, and provided by, this site are not, and should not be construed as an offer to buy or sell any of the securities named in materials, services, or on-line postings. We encourage all investors to use the information on the site as a resource only to further their own research on all featured companies, stocks, sectors, markets and information presented on the site.