







LAST SESSION DATA MATRIX

Index	Current	Change
NIFTY 50 Pre Open	11,063.90	10.00
NIFTY 50	11,017.00	-36.90
NIFTY NEXT 50	25,783.45	-198.20
NIFTY 100	11,115.60	-43.35
NIFTY 200	5,676.35	-24.90
NIFTY 500	8,957.40	-40.55
NIFTY MIDCAP 50	4,276.50	-41.80
INDIA VIX	16.455	-0.29
S&P BSE SENSEX	37,328.01	-74.48
S&P BSE SENSEX 50	11,513.92	-33.49
S&P BSE 100	11,105.84	-40.88
S&P BSE MidCap	13,436.93	-81.27
S&P BSE SmallCap	12,570.32	-78.84
S&P BSE 200	4,593.40	-18.39
S&P BSE 500	14,193.91	-58.79
S&P BSE AllCap	4,032.64	-17.13
S&P BSE LargeCap	4,235.26	-15.67
TURNOVER		
Product	No. of contracts	Turnover (cr.)*
Index Futures	3,30,237	22,856.08
Stock Futures	8,21,496	44,111.64
Index Options	1,44,97,455	9,55,208.58
Stock Options	8,38,607	46,999.53
F&O Total	1,64,87,795	10,69,175.83
GAINERS		
Symbol	LTP	% chng
MARUTI	6,223.00	4.02
TATAMOTORS	123.8	2.48
HCLTECH	1,085.05	1.97
INFY	792.5	1.91
DRREDDY	2,553.00	1.75
LOSERS		
YESBANK	71.55	-6.65
IBULHSGFIN	519	-3.32
BRITANNIA	2,398.00	-3.24
ULTRACEMCO	4,023.70	-3.23
INDUSINDBK	1,404.10	-2.66

FIRST LIGHT HEADINGS

-  Nifty, Sensex end lower; financials, consumer stocks weigh
-  Yes Bank falls 7% after fraud revelation at CG Power
-  The Andhra Sugars Q1 net profit up 8.57% at Rs 46.61 cr
-  Madras Fertilize posts Q1 net loss of Rs 87.35 cr
-  Vardhman Acrylics Lt Q1 net profit up 36.17% at Rs 16.79 cr
-  SBI waives processing fee on car loans in festival season

MARKET INSIGHT

-  **On Aug 20** : Indian equity benchmarks ended lower in volatile session on Tuesday with cut of around quarter a percent. Domestic indices began trading on a cautious note, as trading sentiments remained subdued on report that former Reserve Bank of India (RBI) Governor Raghuram Rajan has called slowdown in the economy very worrisome and said the government needs to fix the immediate problems in power and non-bank financial sectors and come out with a new set of reforms to energise private sector to invest. Traders also remained concerned with Care Ratings' report that India's jobs scene -- with unemployment at a 45-year high -- is looking gloomy with hiring activity.
-  But, buying in last leg of trade helped markets to minimize their early losses, as traders found some support from Finance Minister Nirmala Sitharaman's statement that corporate tax rate for companies with over Rs 400 crore turnover will be gradually cut to 25% and the government will support wealth creators. Traders took note of a report that a top American lawmaker has urged the Trump Administration to resolve the trade tension with India as soon as possible, saying the dispute benefits none. Market participants also drew some solace from RBI governor Shaktikanta Das' statement the central bank is looking to formalise policies to link loan rates to an external benchmark.
-  On the global front, Asian market ended mostly higher, on the back of hopes for central bank and government stimulus measures around the world, while investors were also cheered by further signs of easing tensions in the China-US trade war. European markets were trading mostly in green, with hopes for more stimulus measures from China and Germany as well as signs of a possible thaw in the ongoing trade war between the world's two largest economies helping underpin investor sentiment.
-  Meanwhile, with an aim to support Indian wealth creators, Finance Minister Nirmala Sitharaman has said corporate tax rate will be gradually cut to 25 per cent for companies with an annual turnover of over Rs 400 crore. Though, she did not give a timeframe for the reduction. She said the corporate tax reduction for the rest of corporates would be gradual. She added that Indian wealth creator entrepreneurs will be given all kind of support. She said 'I would like to underline the fact that we are conscious of that the Indian entrepreneurs are the ones who have been the wealth creators, job creators of this country. We are proud of them and we shall keep supporting them. Every attempt of the government will be towards promoting them, to understand them and also to facilitate them.' She added that 'only 0.7 per cent is left ... Even for them gradually, hopefully, in the long run, we will be able to bring down the tax to the level of 25 %.

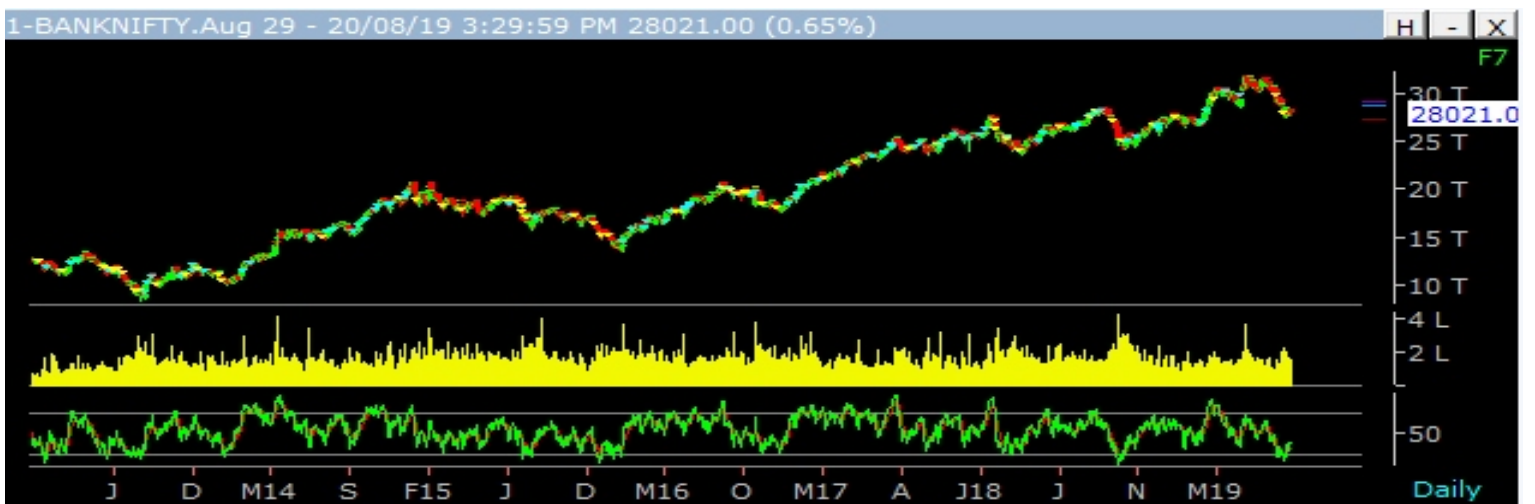
MARKET OUTLOOK- CAUTIOUSLY OPTIMISTIC



Quantitative Analysis : The BSE Sensex ended at 37316.63, down by 85.86 points or 0.23% after trading in a range of 37219.90 and 37511.55. There were 13 stocks advancing against 18 stocks declining on the index. The broader indices ended in red; the BSE Mid cap index slipped 0.56%, while Small cap index was down by 0.59%. The CNX Nifty ended at 11018.85, down by 35.05 points or 0.32% after trading in a range of 10985.30 and 11076.30. There were 18 stocks advancing against 31 stocks declining, while 1 stock remained unchanged on the index. The top gainers on Nifty were Maruti Suzuki up by 3.59%, Tata Motors up by 2.44%, Dr. Reddys Lab up by 2.03%, HCL Tech. up by 1.99% and Infosys was up by 1.96%. On the flip side, Yes Bank down by 7.24%, Britannia down by 3.45%, Ultratech Cement down by 2.96%, Eicher Motors down by 2.85% and Indiabulls Housing was down by 2.65% were the top losers.

For the upcoming session, we expect some more downside near to 10900-850 however technical indicators i.e MACD & RSI displays some over sold conditions. Any rate cut opportunity in US market may further boost the sentiments and we might see some pull back near to 11500-600. Therefore on the whole there would be a range bound scenario between 10800-11500 ahead.

Index	Support 2	Support 1	Previous Close	Resistance 1	Resistance 2	Trend
SENSEX	36282	36805	37328	37795	38262	Rangebound
NIFTY 50	10744	10899	11017	11192	11330	Rangebound
NIFTY BANK	27237	27629	28021	28371	28721	Rangebound



CORPORATE ACTIONS

Symbol	Face Value(Rs.)	Purpose	Ex-Date	Record Date
AUROPHARMA	1	Annual General Meeting	21-Aug-19	-
JSL	2	Annual General Meeting	21-Aug-19	-
GTPL	10	Annual General Meeting/Dividend - Re 1 Per Share	21-Aug-19	-
MIRCELECTR	1	Annual General Meeting	21-Aug-19	-
IOLCP	10	Annual General Meeting	21-Aug-19	-
CAREERP	10	Interim Dividend -Re 1 Per Share	21-Aug-19	22-Aug-19
HEXAWARE	2	Interim Dividend - Rs 1.50 Per Share	21-Aug-19	22-Aug-19
SEQUENT	2	Annual General Meeting/Dividend - Rs 0.20 Per Share	21-Aug-19	-
SOMATEX	10	Annual General Meeting	21-Aug-19	-
IOC	10	Annual General Meeting/Dividend - Re 1 Per Share	21-Aug-19	-
KHANDSE	10	Annual General Meeting	21-Aug-19	-
BPCL	10	Dividend - Rs 8 Per Share	21-Aug-19	-
ECLERX	10	Annual General Meeting/Dividend Rs 1 Per Share	21-Aug-19	-
RECLTD	10	Annual General Meeting	21-Aug-19	-
MMFL	10	Annual General Meeting	21-Aug-19	-
GRANULES	1	Annual General Meeting/ Dividend - Re 0.25 Per Share	21-Aug-19	-
HERITGFOOD	5	Annual General Meeting/Dividend - Rs 2 Per Share	21-Aug-19	-
NDGL	10	Annual General Meeting/Dividend - Rs 2.50 Per Share	21-Aug-19	-
PIONEEREMB	10	Annual General Meeting	21-Aug-19	-
TMRVL	10	Annual General Meeting	21-Aug-19	-
DSSL	10	Interim Dividend -Rs 0.50 Per Share	21-Aug-19	22-Aug-19
GMPFAUDLR	2	Interim Dividend - Re 1 Per Share	21-Aug-19	22-Aug-19
HINDCOMPOS	5	Annual General Meeting/Dividend - Rs 2 Per Share	21-Aug-19	-
INFRATEL	10	Interim Dividend - Rs 3.65 Per Share	22-Aug-19	23-Aug-19
NDTV	4	Annual General Meeting	22-Aug-19	-
DALBHARAT	2	Annual General Meeting/Dividend - Rs 2 Per Share	22-Aug-19	-
BALRAMCHIN	1	Annual General Meeting	22-Aug-19	-
MORARJEE	7	Annual General Meeting	22-Aug-19	-
ONGC	5	Annual General Meeting/Dividend - Rs 0.75 Per Share	22-Aug-19	23-Aug-19
PDPL	10	Annual General Meeting	22-Aug-19	-
SAIL	10	Annual General Meeting/Dividend - Rs 0.50 Per Share	22-Aug-19	-
TEXINFRA	1	Dividend - Rs 0.20 Per Share	22-Aug-19	-
BALAJITELE	2	Annual General Meeting/Dividend - Rs 0.40 Per Share	22-Aug-19	-
DHANBANK	10	Annual General Meeting	22-Aug-19	-
JKLAKSHMI	5	Dividend Re - 0.75 Per Share	22-Aug-19	-
STAR	10	Interim Dividend - Rs 12 Per Share	22-Aug-19	23-Aug-19
IBULHSGFIN	2	Annual General Meeting	22-Aug-19	-
CORALFINAC	2	Annual General Meeting/Dividend - Rs 0.20 Per Share	22-Aug-19	-
ASHIANA	2	Annual General Meeting/Dividend - Re 0.25 Per Share	22-Aug-19	-
INDOCO	2	Annual General Meeting/Dividend - Rs 0.30 Per Share	22-Aug-19	-
INDOSTAR	10	Annual General Meeting/Dividend Re 1 Per Share	22-Aug-19	-
MUNJALAU	2	Annual General Meeting/Dividend Re 1 Per Share	22-Aug-19	-
TIDEWATER	5	Dividend - Rs 75 Per Share	22-Aug-19	-
GNFC	10	Annual General Meeting/Dividend - Rs 7 Per Share	22-Aug-19	-

Data Source-Ace Equity, NSE,BSE

KEY SUPPORT & RESISTANCE OF NIFTY50 STOCKS

COMPANY NAME	PREVIOUS CLOSE	RESISTANCE		SUPPORT	
		R1	R2	S1	S2
Adani Ports and Special Economic Zone Ltd.	354.35	359	363	349	344
Asian Paints Ltd.	1,590.30	1610	1630	1568	1546
Axis Bank Ltd.	674	682	691	665	655
Bajaj Auto Ltd.	2,744.25	2779	2813	2706	2667
Bajaj Finance Ltd.	7,232.55	7323	7413	7131	7030
Bajaj Finserv Ltd.	3,285.00	3326	3367	3239	3193
Bharat Petroleum Corporation Ltd.	357.5	362	366	352	347
Bharti Airtel Ltd.	342.75	347	351	338	333
Bharti Infratel Ltd.	2,398.00	2428	2458	2364	2331
Britannia Industries Ltd.	478.7	485	491	472	465
Cipla Ltd.	195.15	198	200	192	190
Coal India Ltd.	2,553.00	2585	2617	2517	2482
Dr. Reddy's Laboratories Ltd.	16,060.00	16261	16462	15835	15610
Eicher Motors Ltd.	127.4	129	131	126	124
GAIL (India) Ltd.	727	736	745	717	707
Grasim Industries Ltd.	1,085.05	1099	1112	1070	1055
HCL Technologies Ltd.	2,090.80	2117	2143	2062	2032
HDFC Bank Ltd.	2,224.00	2252	2280	2193	2162
Hero Moto Corp Ltd.	2,663.55	2697	2730	2626	2589
Hindalco Industries Ltd.	179.25	181	184	177	174
Hindustan Unilever Ltd.	1,845.95	1869	1892	1820	1794
Housing Development Finance Corporation Ltd.	519	525	532	512	504
ICICI Bank Ltd.	416.65	422	427	411	405
ITC Ltd.	1,404.10	1422	1439	1384	1365
Indiabulls Housing Finance Ltd.	255.75	259	262	252	249
Indian Oil Corporation Ltd.	792.5	802	812	781	770
IndusInd Bank Ltd.	124.15	126	127	122	121
Infosys Ltd.	246.85	250	253	243	240
JSW Steel Ltd.	224.55	227	230	221	218
Kotak Mahindra Bank Ltd.	1,507.60	1526	1545	1486	1465
Larsen & Toubro Ltd.	1,341.55	1358	1375	1323	1304
Mahindra & Mahindra Ltd.	527.85	534	541	520	513
Maruti Suzuki India Ltd.	6,223.00	6301	6379	6136	6049
NTPC Ltd.	117.8	119	121	116	115
Oil & Natural Gas Corporation Ltd.	125.05	127	128	123	122
Power Grid Corporation of India Ltd.	205.95	209	211	203	200
Reliance Industries Ltd.	1,278.55	1295	1311	1261	1243
State Bank of India	283.85	287	291	280	276
Sun Pharmaceutical Industries Ltd.	420.8	426	431	415	409
Tata Consultancy Services Ltd.	123.8	125	127	122	120
Tata Motors Ltd.	358.2	363	367	353	348
Tata Steel Ltd.	2,190.00	2217	2245	2159	2129
Tech Mahindra Ltd.	669.15	678	686	660	650
Titan Company Ltd.	1,089.90	1104	1117	1075	1059
UPL Ltd.	4,023.70	4074	4124	3967	3911
UltraTech Cement Ltd.	542.45	549	556	535	527
Vedanta Ltd.	142.1	144	146	140	138
Wipro Ltd.	253.95	257	260	250	247
Yes Bank Ltd.	71.55	72	73	71	70
Zee Entertainment Enterprises Ltd.	350	354	359	345	340

For Private Circulation Only

For Our Clients Only

NAME	DESIGNATION	E-MAIL
Varun Gupta	Head - Research	varungupta@moneysukh.com



SEBI REGISTRATION NO - INH100003274

(UNDER RESEARCH ANALYSTS REGULATIONS , 2014)

For more copies or other information, please send your query at research@moneysukh.com

Note : Please refer our Derivative Report for recommendation on OPTION STRATEGIES.

STANDARD DISCLOSURES AS PER RESEARCH ANALYSTS REGULATIONS, 2014

DISCLAIMER/DISCLOSURES ANALYST CERTIFICATION

We/I, Mr. Varun Gupta Research Analysts, authors and the names subscribed to this report, of Mansukh Securities & Finance Ltd. hereby certify that all of the views expressed in this research report accurately reflect our views about the subject issuer(s) or securities. We also certify that no part of our compensation was, is, or will be directly or indirectly related to the specific recommendation(s) or view(s) in this report.

Terms & conditions and other disclosures:

Mansukh Securities & Finance Ltd, (hereinafter referred to as "MSFL") is engaged in the business of Stock Broking, and Depository Participant . This document has been prepared by the Research Division of MSFL and is meant for use by the recipient only as information and is not for circulation. This document is not to be reported or copied or made available to others without prior permission of MSFL. It should not be considered or taken as an offer to sell or a solicitation to buy or sell any security.

The information contained in this report has been obtained from sources that are considered to be reliable. However, MSFL has not independently verified the accuracy or completeness of the same. Neither MSFL nor any of its affiliates, its directors or its employees accepts any responsibility of whatsoever nature for the information, statements and opinion given, made available or expressed herein or for any omission therein.

Recipients of this report should be aware that past performance is not necessarily a guide to future performance and value of investments can go down as well. The suitability or otherwise of any investments will depend upon the recipient's particular circumstances and, in case of doubt, advice should be sought from an independent expert/ advisor.

Either MSFL or its affiliates or its directors or its employees or its representatives or its clients or their relatives may have position(s), make market, act as principal or engage in transactions of securities of companies referred to in this report and they may have used the research material prior to publication.

MSFL submits that no material disciplinary action has been taken on us by any Regulatory Authority impacting Equity Research Analysis activities.

MSFL or its research analysts or its associates or his relatives do not have any financial interest in the subject company. MSFL or its research analysts or its associates or his relatives do not have actual/beneficial ownership of one per cent or more securities of the subject company at the end of the month immediately preceding the date of publication of the research report. MSFL or its research analysts or its associates or his relatives do not have any material conflict of interest at the time of publication of the research report.

MSFL or its associates have not received any compensation from the subject company in the past twelve months.

MSFL or its associates have not managed or co-managed public offering of securities for the subject company in the past twelve months or mandated by the subject company for any other assignment in the past twelve months.

MSFL or its associates have not received any compensation for brokerage services from the subject company in the past twelve months.

MSFL or its associates have not received any compensation for products or services other than investment banking or merchant banking or brokerage services from the subject company in the past twelve months. MSFL or its associates have not received any compensation or other benefits from the subject company or third party in connection with the research report.

MSFL encourages independence in research report preparation and strives to minimize conflict in preparation of research report. MSFL or its analysts did not receive any compensation or other benefits from the subject Company or third party in connection with the preparation of the research report. MSFL or its Research Analysts do not have any material conflict of interest at the time of publication of this report.

It is confirmed that Mr. Varun Gupta Research Analysts of this report have not received any compensation from the companies mentioned in the report in the preceding twelve months.

Compensation of our Research Analysts is not based on any specific merchant banking, investment banking or brokerage service transactions. The Research analysts for this report certifies that all of the views expressed in this report accurately reflect his or her personal views about the subject company or companies and its or their securities, and no part of his or her compensation was, is or will be, directly or indirectly related to specific recommendations or views expressed in this report. The research analysts for this report has not served as an officer, director or employee of the subject company.

MSFL or its research analysts have not engaged in market making activity for the subject company. Our sales people, traders, and other professionals or affiliates may provide oral or written market commentary or trading strategies to our clients that reflect opinions that are contrary to the opinions expressed herein, and our proprietary trading and investing businesses may make investment decisions that are inconsistent with the recommendations expressed herein. In reviewing these materials, you should be aware that any or all the foregoing, among other things, may give rise to real or potential conflicts of interest.

MSFL and its associates, their directors and employees may (a) from time to time, have a long or short position in, and buy or sell the securities of the subject company or (b) be engaged in any other transaction involving such securities and earn brokerage or other compensation or act as a market maker in the financial instruments of the subject company or act as an advisor or lender/borrower to the subject company or may have any other potential conflict of interests with respect to any recommendation and other related information and opinions.

MSFL does not claim to be an invitation or an offer to buy or sell any financial instrument. Our Clients (Paid Or Unpaid), Any third party or anyone else have no rights to forward or share our calls or SMS or Reports or Any Information Provided by us to/with anyone which is received directly or indirectly by them. If found so then Serious Legal Actions can be taken. By accessing Moneysukh.com or any of its associate/group sites, you have read, understood and agree to be legally bound by the terms of the following disclaimer and user agreement. The views and investment tips expressed by investment experts through sms or on Moneysukh.com are their own, and not that of the website or its management. Moneysukh.com advises users to check with certified experts before taking any investment decision.

Stock trading is inherently risky and you agree to assume complete and full responsibility for the outcomes of all trading decisions that you make, including but not limited to loss of capital. None of the stock trading calls made by Moneysukh.com should be construed as an offer to buy or sell securities, nor advice to do so. All comments and posts made by Moneysukh.com, and employees/owners are for information purposes only and under no circumstances should be used for actual trading. Under no circumstances should any person at this site make trading decisions based solely on the information discussed herein. You agree to not make actual stock trades based on comments on the site, nor on any techniques presented nor discussed in this site or any other form of information presentation. All information is for educational and informational use only. You agree to consult with a registered investment advisor, prior to making any trading decision of any kind. You agree, by accessing this or any associated site, Moneysukh.com bears no liability for any postings on the website or actions of associate site. We reserve the right to deny service to anyone. You, and not Moneysukh.com, assume the entire cost and risk of any trading you are suggested to undertake. You are solely responsible for making your own investment decisions. If you choose to engage in such transactions with or without seeking advice from a licensed and qualified financial advisor or entity, then such decision and any consequences flowing there from are your sole responsibility. The information and commentaries are not meant to be an endorsement or offering of any stock purchase. They are meant to be a guide only, which must be tempered by the investment experience and independent decision making process of the subscriber. Moneysukh.com or any employees are in no way liable for the use of the information by others in investing or trading in investment vehicles utilizing the principles disclosed herein. The materials and information in, and provided by, this site are not, and should not be construed as an offer to buy or sell any of the securities named in materials, services, or on-line postings. We encourage all investors to use the information on the site as a resource only to further their own research on all featured companies, stocks, sectors, markets and information presented on the site.