

LAST SESSION DATA MATRIX

Index	Current	Change
NIFTY 50	11,604.55	82.75
NIFTY NEXT 50	27,646.05	130.25
NIFTY 100	11,732.70	79.85
NIFTY 200	6,025.40	38.70
NIFTY 500	9,632.50	59.15
NIFTY MIDCAP 50	4,783.75	13.70
NIFTY MIDCAP 100	17,452.90	59.55
NIFTY SMLCAP 100	6,048.20	-0.95
INDIA VIX	19.62	-0.98
NIFTY BANK	22,573.55	107.90
NIFTY AUTO	8,156.20	122.70
NIFTY FIN SERVICE	11,016.10	90.15
NIFTY FMCG	30,837.55	125.35
NIFTY IT	19,770.35	143.05
NIFTY MEDIA	1,625.50	-26.30
S&P BSE SENSEX	39,303.00	259.00

TURNOVER

Product	No. of contracts	Turnover (cr.)*
Index Futures	3,98,662	26,162.17
Stock Futures	7,83,313	59,559.08
Index Options	2,54,69,110	16,85,633.50
Stock Options	14,07,501	1,18,727.31






GAINERS

Symbol	LTP	% chng
DRREDDY	4,639.60	4.44
M&M	638.05	4.01
HINDALCO	183.65	3.9
BAJAJ-AUTO	3,040.65	3.52
BRITANNIA	3,848.00	3.05

LOSERS

Symbol	LTP	% chng
INDUSINDBK	620.75	-2
NTPC	89.60	-1.65
INFRATEL	200.20	-1.14
SBIN	198.00	-1.07
AXISBANK	444.95	-1.02

FIRST LIGHT HEADINGS

-  Max India plans to reduce capital by up to 20% at Rs 85 per share
-  Vedanta defers June quarter earnings
-  Dr Reddy's partners with RDIF to distribute 100 million doses of Sputnik V vaccine in India
-  CAMS to launch IPO on September 21; NSE to divest over 37% via public offer.
-  Total tax collection falls 22.5% till September 15: Source

MARKET INSIGHT

**16SEPT:** Broader markets are witnessing classical signs of rotational flow as mid-caps and small-caps have significantly outperformed headline indices and market breadth has turned encouragingly positive. The smallcap index is up 5 percent so far this week after SEBI's new regulation pertaining to asset allocation rules for multi-cap funds while Nifty is up 1.5 percent. Among large-caps, IT and pharma sector have been leaders, with supportive news flow underpinning strong momentum across all these names. On the other hand, metals names are witnessing distributive price action, banks and financials remain sideways after a failed breakout, while consumer staples appear to forming durable bases.

Sensex closed 259 points, or 0.66 percent, higher at 39,302.85 and Nifty settled 83 points, or 0.72 percent, up at 11,604.55. BSE Midcap and Smallcap indices closed 0.21 percent and 0.44 percent higher, respectively.

Symbol	CMP	%Change	Traded Volume(lacs)	Traded Value(crs)
DRREDDY	4,639.60	4.44	29.8	1,358.77
M&M	638.05	4.01	189.93	1,216.34
HINDALCO	183.65	3.9	144.53	261.95
BAJAJ-AUTO	3,040.65	3.52	18.66	563.87
BRITANNIA	3,848.00	3.05	9.18	349.97
SUNPHARMA	518.65	2.42	100.8	516.06
HDFCBANK	1,092.50	2.06	93.55	1,014.61
INFY	1,001.80	1.97	100.59	997.34
TATAMOTORS	151	1.75	850.58	1,296.03
WIPRO	312.5	1.68	149.94	462.65
CIPLA	753.2	1.45	67.73	503.21
LT	922.45	1.37	35.96	329.98
SHREECEM	20,300.00	1.17	0.51	103.52
ULTRACEMCO	3,972.25	1.04	4.18	165.83
NESTLEIND	16,184.30	0.89	1.24	200.82
EICHERMOT	2,158.15	0.82	10.32	223.47
HDFCLIFE	599	0.81	21.65	129.57
ICICIBANK	374.25	0.73	220.69	819.51
HINDUNILVR	2,140.00	0.73	20.88	445.8
HEROMOTOCO	3,059.30	0.73	16.04	493.63

## MARKET OUTLOOK- CAUTIOUSLY OPTIMISTIC



**Quantitative:** Benchmark indices ended the day with gains, with most sectoral indices contributing to the gains. However, the continued border tensions and unabated virus infections limited the gains. Global cues were also positive as participants awaited policy statement from the US FOMC meeting. Any indication of increased bond-buying will be a positive trigger for the markets. Nifty closed the day at 11,605 with gains of nearly one percent and formed a bullish candle for the second consecutive day. The index has witnessed fresh breakouts on intra-timeframes which suggests the current pullback can extend up to 11,650-11,700 zone that is strong hurdles on the higher side. Support has shifted to 11,550-11,500 zone. Nifty Bank closed the day at 22,574 with gains of half-percent.

For the upcoming sessions we expect some more fireworks near to 11880-900 although technical indicators such as MACD and RSI showing some signs of overbought. Therefore correction /profit booking could be happen any time. Near term support levels are 11220-11780. Below this we may witness 10550-600 in quick sessions .

Index	Support 2	Support 1	Previous Close	Resistance 1	Resistance 2	Trend
SENSEX	38203	38753	39303	39794	40286	Rangebound
NIFTY 50	11280	11443	11605	11750	11895	Rangebound
NIFTY BANK	21942	22258	22574	22856	23138	Rangebound



For Private Circulation Only

For Our Clients Only

## CORPORATE ACTIONS

Symbol	Face Value(Rs.)	Purpose	Ex-Date	Record Date
JKTYRE	2	Dividend - Rs 0.70 Per Share	14-Sep-20	-
KDDL	10	Annual General Meeting	14-Sep-20	-
BALRAMCHIN	1	Annual General Meeting	14-Sep-20	-
ALPSINDUS	10	Annual General Meeting	14-Sep-20	-
NAUKRI	10	Annual General Meeting	14-Sep-20	-
TAJGVK	2	Annual General Meeting	14-Sep-20	-
GSFC	2	Dividend - Rs 1.20 Per Share	14-Sep-20	-
SUPPETRO	10	Annual General Meeting/Dividend - Rs 1.50 Per Share	14-Sep-20	-
FMGOETZE	10	Annual General Meeting	14-Sep-20	-
JINDRILL	5	Dividend - Rs 0.50 Per Share	14-Sep-20	15-Sep-20
PRIMESECU	5	Annual General Meeting	14-Sep-20	-
PTL	2	Annual General Meeting	14-Sep-20	-
MANUGRAPH	2	Annual General Meeting	14-Sep-20	-
MEGASOFT	10	Annual General Meeting	14-Sep-20	-
MRF	10	Annual General Meeting/Dividend - Rs 94 Per Share	14-Sep-20	-
PFS	10	Annual General Meeting/Dividend - Rs 0.45 Per Share	14-Sep-20	-
COALINDIA	10	Annual General Meeting	14-Sep-20	-
HCLTECH	2	Dividend - Rs 2 Per Share	14-Sep-20	-
SILINV	10	Dividend - Rs 2.50 Per Share	14-Sep-20	15-Sep-20
SELAN	10	Annual General Meeting	14-Sep-20	-
SPECIALITY	10	Annual General Meeting	14-Sep-20	-
MAHSEAMLES	5	Dividend - Rs 2.50 Per Share	14-Sep-20	15-Sep-20
AEGISCHEM	1	Annual General Meeting/Dividend - Rs 1.20 Per Share	14-Sep-20	-
SUTLEJTEX	1	Dividend - Rs 0.30 Per Share	14-Sep-20	15-Sep-20
SUPERHOUSE	10	Annual General Meeting/Dividend - Rs 0.80 Per Sh	14-Sep-20	-
GANECOS	10	Annual General Meeting/Dividend - Rs 2 Per Share	14-Sep-20	-
MAGADSUGAR	10	Dividend - Rs 4 Per Share	14-Sep-20	-
PTC	10	Dividend - Rs 5.50 Per Share	14-Sep-20	15-Sep-20
AVTNPL	1	Annual General Meeting/Dividend - Rs 0.35 Per Share	15-Sep-20	-
VIPCLOTHING	2	Annual General Meeting	15-Sep-20	-
GOACARBON	10	Annual General Meeting	15-Sep-20	-
MALUPAPER	10	Annual General Meeting	15-Sep-20	-
ITDCEM	1	Annual General Meeting/Dividend - Rs 0.30 Per Share	15-Sep-20	-
GKWLIMITED	10	Annual General Meeting	15-Sep-20	-
KARURVYSYA	2	Annual General Meeting	15-Sep-20	-
DEEPAKFERT	10	Annual General Meeting/Dividend - Rs 3 Per Share	15-Sep-20	-

Data Source-NSE,BSE

For Private Circulation Only

For Our Clients Only

## KEY SUPPORT & RESISTANCE OF NIFTY50 STOCKS

COMPANY	PREVIOUS CLOSE	RESISTANCE		SUPPORT	
		R 1	R 2	S 1	S 2
DRREDDY	4639.6	4698	4756	4575	4510
M & M	638.05	646	654	629	620
HINDALCO	183.65	186	188	181	179
BAIJ-AUTO	3,040.65	3079	3117	2998	2956
BRITANNIA	3,848.00	3896	3944	3794	3740
SUNPHARMA	518.65	525	532	511	504
HDFCBANK	1092.5	1106	1120	1077	1062
INFY	1001.8	1014	1027	988	974
TATAMOTORS	151.00	153	155	149	147
WIPRO	312.5	316	320	308	304
CIPLA	753.2	763	772	743	732
LT	922.45	934	946	910	897
SHREECEM	20,300.00	20554	20808	20016	19732
ULTRACEMCO	3972.25	4022	4072	3917	3861
NESTLEIND	16184.3	16387	16589	15958	15731
EICHERMOT	2158.15	2185	2212	2128	2098
HDFCLIFE	599.00	606	614	591	582
ICICIBANK	374.25	379	384	369	364
HINDUNILVR	2,140.00	2167	2194	2110	2080
HEROMOTOCO	3059.3	3098	3136	3016	2974
HDFC	1,768.00	1790	1812	1743	1718
BAIFINANSV	6146.9	6224	6301	6061	5975
TCS	2502	2533	2565	2467	2432
TITAN	1179.15	1194	1209	1163	1146
IOC	82.55	84	85	81	80
RELIANCE	2324.9	2354	2383	2292	2260
KOTAKBANK	1326.75	1343	1360	1308	1290
ADANIPTS	352.9	357	362	348	343
MARUTI	7,055.00	7143	7231	6956	6857
COALINDIA	124.1	126	127	122	121
BPCL	414.4	420	425	409	403
BAIFINANCE	3,512.30	3,556	3,600	3,463	3,414
GRASIM	720.00	729	738	710	700
TECHM	790.55	800	810	779	768
ASIANPAINT	2015	2040	2065	1987	1959
TATASTEEL	404.3	409	414	399	393
UPL	527.00	534	540	520	512
HCLTECH	788.45	798	808	777	766
GAIL	91.60	93	94	90	89
ITC	180.6	183	185	178	176
ZEEL	215.95	219	221	213	210
ISWSTEEL	287.55	291	295	284	279
POWERGRID	172.00	174	176	170	167
BHARTIARTL	481.55	488	494	475	468
ONGC	73.15	74	75	72	71
AXISBANK	444.95	451	456	439	432
SBIN	198	200	203	195	192
INFRATEL	200.2	203	205	197	195
NTPC	89.6	91	92	88	87
INDUSINDBK	620.75	629	636	612	603

For Private Circulation Only

For Our Clients Only

NAME	DESIGNATION	E-MAIL
Varun Gupta	Head - Research	varungupta@moneysukh.com



## SEBI REGISTRATION NO - INH100003274

(UNDER RESEARCH ANALYSTS REGULATIONS , 2014)

For more copies or other information, please send your query at [research@moneysukh.com](mailto:research@moneysukh.com)

**Note : Please refer our Derivative Report for recommendation on OPTION STRATEGIES.**

### STANDARD DISCLOSURES AS PER RESEARCH ANALYSTS REGULATIONS, 2014

#### DISCLAIMER/DISCLOSURES ANALYST CERTIFICATION

We/I, Mr. Varun Gupta Research Analysts, authors and the names subscribed to this report, of Mansukh Securities & Finance Ltd. hereby certify that all of the views expressed in this research report accurately reflect our views about the subject issuer(s) or securities. We also certify that no part of our compensation was, is, or will be directly or indirectly related to the specific recommendation(s) or view(s) in this report.

Terms & conditions and other disclosures:

Mansukh Securities & Finance Ltd, (hereinafter referred to as "MSFL") is engaged in the business of Stock Broking, and Depository Participant . This document has been prepared by the Research Division of MSFL and is meant for use by the recipient only as information and is not for circulation. This document is not to be reported or copied or made available to others without prior permission of MSFL. It should not be considered or taken as an offer to sell or a solicitation to buy or sell any security.

The information contained in this report has been obtained from sources that are considered to be reliable. However, MSFL has not independently verified the accuracy or completeness of the same. Neither MSFL nor any of its affiliates, its directors or its employees accepts any responsibility of whatsoever nature for the information, statements and opinion given, made available or expressed herein or for any omission therein.

Recipients of this report should be aware that past performance is not necessarily a guide to future performance and value of investments can go down as well. The suitability or otherwise of any investments will depend upon the recipient's particular circumstances and, in case of doubt, advice should be sought from an independent expert/ advisor.

Either MSFL or its affiliates or its directors or its employees or its representatives or its clients or their relatives may have position(s), make market, act as principal or engage in transactions of securities of companies referred to in this report and they may have used the research material prior to publication.

**MSFL submits that no material disciplinary action has been taken on us by any Regulatory Authority impacting Equity Research Analysis activities.**

MSFL or its research analysts or its associates or his relatives do not have any financial interest in the subject company. MSFL or its research analysts or its associates or his relatives do not have actual/beneficial ownership of one per cent or more securities of the subject company at the end of the month immediately preceding the date of publication of the research report. MSFL or its research analysts or its associates or his relatives do not have any material conflict of interest at the time of publication of the research report.

MSFL or its associates have not received any compensation from the subject company in the past twelve months.

MSFL or its associates have not managed or co-managed public offering of securities for the subject company in the past twelve months or mandated by the subject company for any other assignment in the past twelve months.

MSFL or its associates have not received any compensation for brokerage services from the subject company in the past twelve months.

MSFL or its associates have not received any compensation for products or services other than investment banking or merchant banking or brokerage services from the subject company in the past twelve months. MSFL or its associates have not received any compensation or other benefits from the subject company or third party in connection with the research report.

MSFL encourages independence in research report preparation and strives to minimize conflict in preparation of research report. MSFL or its analysts did not receive any compensation or other benefits from the subject Company or third party in connection with the preparation of the research report. MSFL or its Research Analysts do not have any material conflict of interest at the time of publication of this report.

It is confirmed that Mr. Varun Gupta Research Analysts of this report have not received any compensation from the companies mentioned in the report in the preceding twelve months .

Compensation of our Research Analysts is not based on any specific merchant banking, investment banking or brokerage service transactions. The Research analysts for this report certifies that all of the views expressed in this report accurately reflect his or her personal views about the subject company or companies and its or their securities, and no part of his or her compensation was, is or will be, directly or indirectly related to specific recommendations or views expressed in this report. The research analysts for this report has not served as an officer, director or employee of the subject company.

MSFL or its research analysts have not engaged in market making activity for the subject company Our sales people, traders, and other professionals or affiliates may provide oral or written market commentary or trading strategies to our clients that reflect opinions that are contrary to the opinions expressed herein, and our proprietary trading and investing businesses may make investment decisions that are inconsistent with the recommendations expressed herein. In reviewing these materials, you should be aware that any or all the foregoing, among other things, may give rise to real or potential conflicts of interest.

MSFL and its associates, their directors and employees may (a) from time to time, have a long or short position in, and buy or sell the securities of the subject company or (b) be engaged in any other transaction involving such securities and earn brokerage or other compensation or act as a market maker in the financial instruments of the subject company or act as an advisor or lender/borrower to the subject company or may have any other potential conflict of interests with respect to any recommendation and other related information and opinions.

MSFL does not claim to be an invitation or an offer to buy or sell any financial instrument. Our Clients (Paid Or Unpaid), Any third party or anyone else have no rights to forward or share our calls or SMS or Reports or Any Information Provided by us to/ with anyone which is received directly or indirectly by them. If found so then Serious Legal Actions can be taken. By accessing Moneysukh.com or any of its associate/group sites, you have read, understood and agree to be legally bound by the terms of the following disclaimer and user agreement. The views and investment tips expressed by investment experts through sms or on Moneysukh.com are their own, and not that of the website or its management. Moneysukh.com advises users to check with certified experts before taking any investment decision.

Stock trading is inherently risky and you agree to assume complete and full responsibility for the outcomes of all trading decisions that you make, including but not limited to loss of capital. None of the stock trading calls made by Moneysukh.com should be construed as an offer to buy or sell securities, nor advice to do so. All comments and posts made by Moneysukh.com, and employees/owners are for information purposes only and under no circumstances should be used for actual trading. Under no circumstances should any person at this site make trading decisions based solely on the information discussed herein. You agree to not make actual stock trades based on comments on the site, nor on any techniques presented nor discussed in this site or any other form of information presentation. All information is for educational and informational use only. You agree to consult with a registered investment advisor, prior to making any trading decision of any kind. You agree, by accessing this or any associated site, Moneysukh.com bears no liability for any postings on the website or actions of associate site. We reserve the right to deny service to anyone. You, and not Moneysukh.com, assume the entire cost and risk of any trading you are suggested to undertake. You are solely responsible for making your own investment decisions. If you choose to engage in such transactions with or without seeking advice from a licensed and qualified financial advisor or entity, then such decision and any consequences flowing there from are your sole responsibility. The information and commentaries are not meant to be an endorsement or offering of any stock purchase. They are meant to be a guide only, which must be tempered by the investment experience and independent decision making process of the subscriber. Moneysukh.com or any employees are in no way liable for the use of the information by others in investing or trading in investment vehicles utilizing the principles disclosed herein. The materials and information in, and provided by, this site are not, and should not be construed as an offer to buy or sell any of the securities named in materials, services, or on-line postings. We encourage all investors to use the information on the site as a resource only to further their own research on all featured companies, stocks, sectors, markets and information presented on the site.