



## LAST SESSION DATA MATRIX

Index	Current	Change
NIFTY 50	14,595.60	30.75
SENSEX	49,584.00	92
NIFTY 100	14,731.15	36.20
NIFTY 200	7,575.65	16.95
NIFTY 500	12,069.50	28.40
NIFTY MIDCAP 50	6,390.90	5.75
NIFTY MIDCAP 100	22,169.40	14.15
NIFTY SMLCAP 100	7,481.30	47.55
NIFTY BANK	32,519.75	-54.90
NIFTY AUTO	10,238.30	29.75
NIFTY FINSERVICE	15,608.95	-15.10
NIFTY FMCG	34,885.70	268.10
NIFTY IT	26,965.55	-38.75
NIFTY MEDIA	1,754.95	-4.10

### TURNOVER

Product	contracts	Turnover (cr.)*
Index Futures	2,57,053	24,033.31
Stock Futures	7,62,908	66,624.63
Index Options	6,65,17,546	60,40,070.87
Stock Options	17,55,167	1,61,398.21






### GAINERS

UPL	509.90	3.7
BPCL	425.00	3.18
INDUSINDBK	971.05	3
TCS	3,244.35	2.9
IOC	103.20	2.23

### LOSERS

HCLTECH	1,031.00	-2.36
GRASIM	1,015.10	-1.77
JSWSTEEL	396.25	-1.66
AXISBANK	676.50	-1.64
TECHM	1,054.95	-1.37

## FIRST LIGHT HEADINGS

-  Wheat prices in India rise on export demand, surge in global market
-  Karnataka Bank share price jumps 11% on robust Q3 numbers
-  Hindustan Aeronautics share price surges 10% after government approves Rs 48K crore deal to acquire 83 Tejas aircraft
-  Rakesh Jhunjhunwala buys 1.12% stake in Tata Communications in Q3FY21
-  Adani Green stock price up 4% after ACME Trade and Investment buys

## MARKET INSIGHT

**14 JAN:** Indian indices ended at a record close on Thursday as IT stocks trimmed some losses after falling in early deals despite robust results of Wipro and Infosys. Gains in FMCG, pharma and auto sectors also lifted the sentiment. The Sensex ended 92 points higher at its closing high of 49,578 while the Nifty rose 31 points to its record close of 14,595. Heavyweights TCS, RIL, L&T and ITC contributed the most to the benchmarks. The Nifty energy index was the top index gainer, rising 1.4 percent.

Infosys Ltd shares, which rose over 6 percent this week in the run-up to the company's results on Wednesday, fell 1.2 percent. Shares of Steel Authority of India fell 10 percent after India's largest state-owned steel maker said the Indian government has proposed to sell 10 percent stake in the company at a discount. Shares of Hindustan Aeronautics Ltd jumped nearly 9.5 percent, a day after the government said it would buy 83 fighter aircraft from the company.

SYMBOL	LTP	% CHNG	VOLUME (shares)
UPL	509.9	3.7	15 23 12 4 2
BPCL	425	3.18	12 60 00 9 6
INDUSINDBK	971.05	3	14 88 72 5 8
TCS	3,244.35	2.9	6 93 15 4 2
IOC	103.2	2.23	30 72 04 3 8
GAIL	144	1.95	30 65 13 9 2
LT	1,377.00	1.81	5 16 85 9 1
ITC	214.1	1.35	48 30 42 6 3
BRITANNIA	3,662.55	1.14	1 19 20 7 4
TATAMOTORS	245.25	1.09	86 81 95 1 9
RELIANCE	1,958.10	1	9 94 68 1 8
HINDUNILVR	2,395.15	0.96	2 12 04 1 3
COALINDIA	147.1	0.89	14 75 59 9 2
SUNPHARMA	606.95	0.77	6 73 02 8 4
EICHERMOT	2,890.10	0.75	1 15 99 6 1
KOTAKBANK	1,894.25	0.65	4 80 36 3 8
DRREDDY	5,317.60	0.52	5 34 97 2
NESTLEIND	18,109.60	0.5	5 8 48 8
HDFC	2,681.10	0.38	4 25 35 6 7
SBIN	307.7	0.29	40 12 34 9 8
HEROMOTOCO	3,265.60	0.27	8 03 20 8

## MARKET OUTLOOK- CAUTIOUSLY OPTIMISTIC



**Quantitative:** After a dream run of 2020 both Sensex and Nifty50 climbed fresh peak in the first week of January, and given the momentum we have seen, there is no stopping as every dip is getting bought into. It is a broad-based rally unlike what we saw in January 2019 when Sensex and Nifty climbed fresh peak but that was at the back of few stocks. But, after March, the rally has been broad-based and swift. Experts are of the view that after a steep rally of about 70 percent from the lows seen in benchmark indices some bit of consolidation cannot be ruled out. In terms of technicals parameters, 48 out of 50 Nifty stocks are trading well above their short term and long term moving averages i.e. 50-DMA, and 200-DMA. And, all 30 stocks in the S&P BSE Sensex are trading above their 50 & 200-DMA.

For the upcoming sessions we expect some more positivity near to 14500-14600 though technical indicators suggest profit booking in shorter term. Hence traders are advised to remain cautious and any correction opportunity should be used to create further long..

Index	Support 2	Support 1	Previous Close	Resistance 1	Resistance 2	Trend
SENSEX	48196	48890	49584	50204	50824	Rangebound
NIFTY 50	14187	14392	14596	14778	14961	Rangebound
NIFTY BANK	31609	32065	32520	32927	33333	Rangebound



## CORPORATE ACTIONS

Symbol	Face Value(Rs.)	Purpose	Ex-Date	Record Date
REFEX	10	Interim Dividend - Re 1 Per Share	11-Jan-21	12-Jan-21
726GS2029	100	Interest Payment	12-Jan-21	13-Jan-21
COCHINSHIP	10	Interim Dividend - Rs 9.00 Per Share	13-Jan-21	14-Jan-21
617GS2021	100	Interest Payment	13-Jan-21	14-Jan-21
TCS	1	Interim Dividend - Rs 6 Per Share	14-Jan-21	16-Jan-21
683GS2039	100	Interest Payment	15-Jan-21	18-Jan-21
ARCHIDPLY	10	Buyback	18-Jan-21	19-Jan-21
700GS2021	100	Interest Payment/Redemption/	19-Jan-21	20-Jan-21
HCLTECH	2	Interim Dividend	21-Jan-21	23-Jan-21
JYOTISTRUC	2	Annual General Meeting	22-Jan-21	-
732GS2024	100	Interest Payment	25-Jan-21	27-Jan-21
84GS2024	100	Interest Payment	25-Jan-21	27-Jan-21
SHREERAMA	5	Extra Ordinary General Meeting	28-Jan-21	-
ZENSARTECH	2	Interim Dividend	29-Jan-21	01-Feb-21
832GS2032	100	Interest Payment	29-Jan-21	01-Feb-21
826GS2027	100	Interest Payment	29-Jan-21	01-Feb-21
808GS2022	100	Interest Payment	29-Jan-21	01-Feb-21
577GS2030	100	Interest Payment	01-Feb-21	02-Feb-21
75GS2034	100	Interest Payment	08-Feb-21	09-Feb-21
82GS2022	100	Interest Payment	11-Feb-21	12-Feb-21
824GS2027	100	Interest Payment	11-Feb-21	12-Feb-21
828GS2032	100	Interest Payment	11-Feb-21	12-Feb-21
587GS2022	100	Interest Payment	25-Feb-21	26-Feb-21
795GS2032	100	Interest Payment	25-Feb-21	26-Feb-21

Data Source-NSE,BSE

## KEY SUPPORT & RESISTANCE OF NIFTY50 STOCKS

COMPANY	PREVIOUS CLOSE	RESISTANCE		SUPPORT	
		R 1	R 2	S 1	S 2
UPL	509.9	516	523	503	496
BPCL	425	430	436	419	413
INDUSINDBK	971.05	983	995	957	944
TCS	3,244.35	3285	3325	3199	3154
IOC	103.2	104	106	102	100
GAIL	144	146	148	142	140
LT	1,377.00	1394	1411	1358	1338
ITC	214.1	217	219	211	208
BRITANNIA	3,662.55	3708	3754	3611	3560
TATAMOTORS	245.25	248	251	242	238
RELIANCE	1,958.10	1983	2007	1931	1903
HINDUNILVR	2,395.15	2425	2455	2362	2328
COALINDIA	147.1	149	151	145	143
SUNPHARMA	606.95	615	622	598	590
EICHERMOT	2,890.10	2926	2962	2850	2809
KOTAKBANK	1,894.25	1918	1942	1868	1841
DRREDDY	5,317.60	5384	5451	5243	5169
NESTLEIND	18,109.60	18336	18562	17856	17603
HDFC	2,681.10	2715	2748	2644	2606
SBIN	307.7	312	315	303	299
HEROMOTOCO	3,265.60	3306	3347	3220	3174
HDFCBANK	1,474.00	1492	1511	1453	1433
DIVISLAB	3,726.55	3773	3820	3674	3622
BHARTIARTL	579.3	587	594	571	563
MARUTI	8,154.00	8256	8358	8040	7926
M&M	829.4	840	850	818	806
SHREECEM	24,724.05	25033	25342	24378	24032
ONGC	105.1	106	108	104	102
SBILIFE	925	937	948	912	899
POWERGRID	204.65	207	210	202	199
CIPLA	839.25	850	860	828	816
TATASTEEL	707	716	725	697	687
BAIJFINSV	8,761.00	8871	8980	8638	8516
ADANIPTS	534.55	541	548	527	520
NTPC	102.05	103	105	101	99
ICICIBANK	553.6	561	567	546	538
BAIFINANCE	4,876.00	4937	4998	4808	4739
HINDALCO	261.15	264	268	257	254
HDFCLIFE	707.8	717	725	698	688
BAIJ-AUTO	3,572.15	3617	3661	3522	3472
TITAN	1,489.90	1509	1527	1469	1448
INFY	1,370.50	1388	1405	1351	1332
ULTRACEMCO	5,578.05	5648	5718	5500	5422
WIPRO	453	459	464	447	440
ASIANPAINT	2,667.00	2700	2734	2630	2592
TECHM	1,054.95	1068	1081	1040	1025
AXISBANK	676.5	685	693	667	658
ISWSTEEL	396.25	401	406	391	385
GRASIM	1,015.10	1028	1040	1001	987
HCLTECH	1,031.00	1044	1057	1017	1002

For Private Circulation Only

For Our Clients Only

NAME	DESIGNATION	E-MAIL
Varun Gupta	Head - Research	varungupta@moneysukh.com



## SEBI REGISTRATION NO - INH100003274

(UNDER RESEARCH ANALYSTS REGULATIONS , 2014)

For more copies or other information, please send your query at [research@moneysukh.com](mailto:research@moneysukh.com)

**Note : Please refer our Derivative Report for recommendation on OPTION STRATEGIES.**

### STANDARD DISCLOSURES AS PER RESEARCH ANALYSTS REGULATIONS, 2014

#### DISCLAIMER/DISCLOSURES ANALYST CERTIFICATION

We/I, Mr. Varun Gupta Research Analysts, authors and the names subscribed to this report, of Mansukh Securities & Finance Ltd. hereby certify that all of the views expressed in this research report accurately reflect our views about the subject issuer(s) or securities. We also certify that no part of our compensation was, is, or will be directly or indirectly related to the specific recommendation(s) or view(s) in this report.

Terms & conditions and other disclosures:

Mansukh Securities & Finance Ltd, (hereinafter referred to as "MSFL") is engaged in the business of Stock Broking, and Depository Participant . This document has been prepared by the Research Division of MSFL and is meant for use by the recipient only as information and is not for circulation. This document is not to be reported or copied or made available to others without prior permission of MSFL. It should not be considered or taken as an offer to sell or a solicitation to buy or sell any security.

The information contained in this report has been obtained from sources that are considered to be reliable. However, MSFL has not independently verified the accuracy or completeness of the same. Neither MSFL nor any of its affiliates, its directors or its employees accepts any responsibility of whatsoever nature for the information, statements and opinion given, made available or expressed herein or for any omission therein.

Recipients of this report should be aware that past performance is not necessarily a guide to future performance and value of investments can go down as well. The suitability or otherwise of any investments will depend upon the recipient's particular circumstances and, in case of doubt, advice should be sought from an independent expert/ advisor.

Either MSFL or its affiliates or its directors or its employees or its representatives or its clients or their relatives may have position(s), make market, act as principal or engage in transactions of securities of companies referred to in this report and they may have used the research material prior to publication.

**MSFL submits that no material disciplinary action has been taken on us by any Regulatory Authority impacting Equity Research Analysis activities.**

MSFL or its research analysts or its associates or his relatives do not have any financial interest in the subject company. MSFL or its research analysts or its associates or his relatives do not have actual/beneficial ownership of one per cent or more securities of the subject company at the end of the month immediately preceding the date of publication of the research report. MSFL or its research analysts or its associates or his relatives do not have any material conflict of interest at the time of publication of the research report.

MSFL or its associates have not received any compensation from the subject company in the past twelve months.

MSFL or its associates have not managed or co-managed public offering of securities for the subject company in the past twelve months or mandated by the subject company for any other assignment in the past twelve months.

MSFL or its associates have not received any compensation for brokerage services from the subject company in the past twelve months.

MSFL or its associates have not received any compensation for products or services other than investment banking or merchant banking or brokerage services from the subject company in the past twelve months. MSFL or its associates have not received any compensation or other benefits from the subject company or third party in connection with the research report.

MSFL encourages independence in research report preparation and strives to minimize conflict in preparation of research report. MSFL or its analysts did not receive any compensation or other benefits from the subject Company or third party in connection with the preparation of the research report. MSFL or its Research Analysts do not have any material conflict of interest at the time of publication of this report.

It is confirmed that Mr. Varun Gupta Research Analysts of this report have not received any compensation from the companies mentioned in the report in the preceding twelve months.

Compensation of our Research Analysts is not based on any specific merchant banking, investment banking or brokerage service transactions. The Research analysts for this report certifies that all of the views expressed in this report accurately reflect his or her personal views about the subject company or companies and its or their securities, and no part of his or her compensation was, is or will be, directly or indirectly related to specific recommendations or views expressed in this report. The research analysts for this report has not served as an officer, director or employee of the subject company.

MSFL or its research analysts have not engaged in market making activity for the subject company. Our sales people, traders, and other professionals or affiliates may provide oral or written market commentary or trading strategies to our clients that reflect opinions that are contrary to the opinions expressed herein, and our proprietary trading and investing businesses may make investment decisions that are inconsistent with the recommendations expressed herein. In reviewing these materials, you should be aware that any or all the foregoing, among other things, may give rise to real or potential conflicts of interest.

MSFL and its associates, their directors and employees may (a) from time to time, have a long or short position in, and buy or sell the securities of the subject company or (b) be engaged in any other transaction involving such securities and earn brokerage or other compensation or act as a market maker in the financial instruments of the subject company or act as an advisor or lender/borrower to the subject company or may have any other potential conflict of interests with respect to any recommendation and other related information and opinions.

MSFL does not claim to be an invitation or an offer to buy or sell any financial instrument. Our Clients (Paid Or Unpaid), Any third party or anyone else have no rights to forward or share our calls or SMS or Reports or Any Information Provided by us to/with anyone which is received directly or indirectly by them. If found so then Serious Legal Actions can be taken. By accessing Moneysukh.com or any of its associate/group sites, you have read, understood and agree to be legally bound by the terms of the following disclaimer and user agreement. The views and investment tips expressed by investment experts through sms or on Moneysukh.com are their own, and not that of the website or its management. Moneysukh.com advises users to check with certified experts before taking any investment decision.

Stock trading is inherently risky and you agree to assume complete and full responsibility for the outcomes of all trading decisions that you make, including but not limited to loss of capital. None of the stock trading calls made by Moneysukh.com should be construed as an offer to buy or sell securities, nor advice to do so. All comments and posts made by Moneysukh.com, and employees/owners are for information purposes only and under no circumstances should be used for actual trading. Under no circumstances should any person at this site make trading decisions based solely on the information discussed herein. You agree to not make actual stock trades based on comments on the site, nor on any techniques presented nor discussed in this site or any other form of information presentation. All information is for educational and informational use only. You agree to consult with a registered investment advisor, prior to making any trading decision of any kind. You agree, by accessing this or any associated site, Moneysukh.com bears no liability for any postings on the website or actions of associate site. We reserve the right to deny service to anyone. You, and not Moneysukh.com, assume the entire cost and risk of any trading you are suggested to undertake. You are solely responsible for making your own investment decisions. If you choose to engage in such transactions with or without seeking advice from a licensed and qualified financial advisor or entity, then such decision and any consequences flowing there from are your sole responsibility. The information and commentaries are not meant to be an endorsement or offering of any stock purchase. They are meant to be a guide only, which must be tempered by the investment experience and independent decision making process of the subscriber. Moneysukh.com or any employees are in no way liable for the use of the information by others in investing or trading in investment vehicles utilizing the principles disclosed herein. The materials and information in, and provided by, this site are not, and should not be construed as an offer to buy or sell any of the securities named in materials, services, or on-line postings. We encourage all investors to use the information on the site as a resource only to further their own research on all featured companies, stocks, sectors, markets and information presented on the site.