








LAST SESSION DATA MATRIX

Index	Current	Change
SENSEX	52,553.00	-587.00
NIFTY 50	15,752.40	-171.00
NIFTY NEXT 50	38,934.75	-253.40
NIFTY 100	16,006.90	-165.15
NIFTY 200	8,373.45	-84.00
NIFTY 500	13,619.85	-122.50
NIFTY MIDCAP 50	7,630.55	-77.40
NIFTY MIDCAP 100	27,625.40	-225.75
NIFTY SMLCAP 100	10,450.70	3.65
NIFTY BANK	35,079.20	-672.60
NIFTY AUTO	10,310.90	-117.55
NIFTY FIN SERVICE	16,555.75	-328.35
NIFTY FMCG	36,180.40	-73.15
NIFTY IT	29,264.00	-136.25
TURNOVER		
Product	contracts	Turnover (cr.)*
Index Futures	3,63,528	30,320.92
Stock Futures	7,70,972	63,702.32
Index Options	4,25,73,028	41,26,949.42
Stock Options	25,55,996	2,15,576.10
GAINERS		
NTPC	121.50	2.02
BPCL	455.00	1.56
DIVISLAB	4,805.00	1.00
NESTLEIND	17,760.00	0.60
TATACONSUM	766.20	0.42
LOSERS		
HDFCBANK	1,472.40	-3.28
INDUSINDBK	1,015.00	-2.81
HDFCLIFE	678.85	-2.74
AXISBANK	754.00	-2.22
HDFC	2,482.50	-2.14

FIRST LIGHT HEADINGS

-  **HDFC Life Insurance Q1 net profit slips 40% to Rs 270 crore**
-  **India's forex reserves rise by \$1.88 billion to record high of \$611.89 billion**
-  **Rs 81,179 crore due to states as GST compensation for FY21**
-  **China's economic growth slows to still-robust 7.9%**
-  **India's strong fundamentals, market size will continue to attract foreign investments: FM Nirmala Sitharaman**

MARKET INSIGHT

JULY 19: Tracking weak global cues, the Indian equity market benchmarks the Sensex and the Nifty50 fell over a percent each on July 19.

The 30-share pack Sensex fell 734 points while Nifty plunged to 15,707.50 in intraday trade as investors fretted about rising inflation and incessant global spread of Delta variant of coronavirus.

At close, Sensex was 587 points, or 1.10 percent, down at 52,553.40 while the Nifty settled 171 points, or 1.07 percent, lower at 15,752.40. Midcaps and smallcaps fared relatively better than their larger peers as the BSE Midcap index closed 0.58 percent lower while the smallcap index fell 0.31 percent.

SYMBOL	LTP	CHNG	% CHNG
NTPC	121.5	2.4	2.02
BPCL	455	7	1.56
DIVISLAB	4,805.00	47.4	1
NESTLEIND	17,760.00	105.8	0.6
TATACONSUM	766.2	3.2	0.42
DRREDDY	5,425.60	19.05	0.35
BRITANNIA	3,450.05	9.05	0.26
ITC	208	0.1	0.05
SUNPHARMA	688.8	0.2	0.03
SHREECEM	28,099.95	3.8	0.01
ULTRACEMCO	7,335.00	0.45	0.01
POWERGRID	233.7	-0.15	-0.06
BAJAJFINSV	12,725.00	-20.7	-0.16
UPL	835.95	-1.6	-0.19
CIPLA	974.85	-2.3	-0.24
IOC	105.8	-0.3	-0.28
HCLTECH	1,001.90	-3.1	-0.31
TCS	3,184.90	-9.9	-0.31
ASIANPAINT	2,980.00	-9.3	-0.31

MARKET OUTLOOK- CAUTIOUSLY OPTIMISTIC



Quantitative: The fall in Covid cases and the prediction of normal monsoon are likely to improve consumer sentiment. The global market put aside worries of inflation in the US markets as the Fed officials eased concerns about an early rate hike but will look to the minutes of the Fed's April meeting for further cues. In anticipation of a rapid fall in Covid cases, the implication of corporate results and favourable Asian markets, the Indian market made a strong comeback after the three months of muted performance.

Technically, the Nifty has given a Falling Channel breakout and sustained above the prior resistance levels on the daily chart that suggests bullish strength for the upcoming sessions.

The index has also taken good support at 100-DMA and settled above Ichimoku Cloud formation, which indicates a continued upside move for the long term. The Stochastic oscillator and MACD also suggest a positive crossover on the daily time frame. At present, the Nifty is holding support at 15250-200, while an upside resistance seems to be at 16080-16100.

Index	Support 2	Support 1	Previous Close	Resistance 1	Resistance 2	Trend
SENSEX	51652	52396	53140	53804	54469	Rangebound
NIFTY 50	15477	15700	15923	16122	16321	Rangebound
NIFTY BANK	34751	35251	35752	36199	36646	Rangebound



CORPORATE ACTIONS

Symbol	Face Value(Rs.)	Purpose	Ex-Date	Record Date
BOSCHLTD	10	Annual General Meeting/Dividend - Rs 115 Per Share	12-Jul-21	-
ARTEMISMED	10	Annual General Meeting	12-Jul-21	-
ALKYLAMINE	2	Annual General Meeting/Dividend - Rs 6 Per Share	12-Jul-21	-
CAMLINFINE	1	Annual General Meeting	12-Jul-21	-
DWARKESH	1	Annual General Meeting/Dividend - Rs 1.25 Per Share	12-Jul-21	-
UCOBANK	10	Annual General Meeting	12-Jul-21	-
MEGASOFT	10	Rights 2:3	12-Jul-21	13-Jul-21
PSB	10	Annual General Meeting	12-Jul-21	-
RAJRATAN	10	Dividend - Rs 8 Per Share	12-Jul-21	13-Jul-21
RML	10	Annual General Meeting	12-Jul-21	13-Jul-21
POLYCAB	10	Annual General Meeting/Dividend - Rs 10 Per Share	12-Jul-21	-
LAXMIMACH	10	Annual General Meeting/Dividend - Rs 10 Per Share	13-Jul-21	-
PERSISTENT	10	Annual General Meeting/Dividend - Rs 6 Per Share	13-Jul-21	-
TIRUMALCHM	1	Annual General Meeting/Dividend - Rs 2.20 Per Share	13-Jul-21	-
SALASAR	10	Bonus 1:1	13-Jul-21	14-Jul-21
SESHAPAPER	2	Annual General Meeting/Dividend - Rs 2.50 Per Share	13-Jul-21	-
SYNGENE	10	Annual General Meeting	13-Jul-21	14-Jul-21
BANKINDIA	10	Annual General Meeting	14-Jul-21	-
LXCHEM	2	Dividend - Rs 0.50 Per Share	14-Jul-21	15-Jul-21
MAHEPC	10	Annual General Meeting/Dividend - Rs 1.20 Per Share	14-Jul-21	-
MOKSH	10	Face Value Split (Sub-Division) - From Rs 10/- Per Share To Rs 2/- Per Share	14-Jul-21	15-Jul-21
ZYDUSWELL	10	Annual General Meeting/Dividend - Rs 5 Per Share	14-Jul-21	-
TINPLATE	10	Annual General Meeting/Dividend - Rs 2 Per Share	14-Jul-21	-
UPL	2	Dividend - Rs 10 Per Share	14-Jul-21	-
WENDT	10	Annual General Meeting/dividend - Rs 20 Per Share	14-Jul-21	-
RANEENGINE	10	Annual General Meeting	14-Jul-21	15-Jul-21
APLAPOLLO	2	Annual General Meeting	15-Jul-21	-
TCS	1	Interim Dividend	15-Jul-21	16-Jul-21
ATUL	10	Annual General Meeting/Dividend - Rs 20 Per Share	15-Jul-21	-
BALKRISHNA	10	Annual General Meeting	15-Jul-21	-
AARVI	10	Dividend - Rs 1.50 Per Share	15-Jul-21	17-Jul-21
BHARATFORG	2	Dividend - Rs 2 Per Share	15-Jul-21	16-Jul-21
683GS2039	100	Interest Payment	15-Jul-21	17-Jul-21
COROMANDEL	1	Annual General Meeting/Dividend - Rs 6 Per Share	15-Jul-21	-
COSMOFILMS	10	Annual General Meeting	15-Jul-21	-
ESCORTS	10	Annual General Meeting/Dividend - Rs 5 Per Share/Special Dividend - Rs 2.50 Per Share	15-Jul-21	-
DCMNVL	10	Annual General Meeting	15-Jul-21	-
DHANUKA	2	Annual General Meeting/Dividend - Rs 2 Per Share	15-Jul-21	-
BSOFT	2	Dividend - Rs 2.50 Per Share	15-Jul-21	16-Jul-21

Data Source-NSE,BSE

KEY SUPPORT & RESISTANCE OF NIFTY50 STOCKS

COMPANY	PREVIOUS CLOSE	RESISTANCE		SUPPORT	
		R 1	R 2	S 1	S 2
NTPC	121.5	123	125	120	118
BPCL	455.00	461	466	449	442
DIVISLAB	4805	4865	4925	4738	4670
NESTLEIND	17,760.00	17982	18204	17511	17263
TATACONSUM	766.20	776	785	755	745
DRREDDY	5,425.60	5493	5561	5350	5274
BRITANNIA	3450.05	3493	3536	3402	3353
ITC	208	211	213	205	202
SUNPHARMA	688.80	697	706	679	670
SHREECEM	28099.95	28451	28802	27707	27313
ULTRACEMCO	7335	7427	7518	7232	7130
POWERGRID	233.70	237	240	230	227
BAJAJFINSV	12,725.00	12884	13043	12547	12369
UPL	835.95	846	857	824	813
CIPLA	974.85	987	999	961	948
IOC	105.8	107	108	104	103
HCLTECH	1,001.90	1014	1027	988	974
TCS	3184.9	3225	3265	3140	3096
ASIANPAINT	2,980.00	3017	3055	2938	2897
SBIN	428.5	434	439	423	417
M&M	776.90	787	796	766	755
HINDUNILVR	2405.5	2436	2466	2372	2338
LT	1609.95	1630	1650	1587	1565
WIPRO	574.5	582	589	566	558
HEROMOTOCO	2888	2924	2960	2848	2807
ICICIBANK	656.1	664	673	647	638
TECHM	1096	1110	1123	1081	1065
COALINDIA	144.6	146	148	143	141
RELIANCE	2,097.95	2124	2150	2069	2039
TATAMOTORS	309.1	313	317	305	300
INFY	1544.55	1564	1583	1523	1501
JSWSTEEL	697.55	706	715	688	678
GRASIM	1,558.50	1578	1597	1537	1515
TITAN	1680.1	1701	1722	1657	1633
BHARTIARTL	535.6	542	549	528	521
TATASTEEL	1264.05	1280	1296	1246	1229
BAJAJ-AUTO	3,885.00	3934	3982	3831	3776
SBILIFE	1037.2	1050	1063	1023	1008
KOTAKBANK	1,724.00	1746	1767	1700	1676
EICHERMOT	2578.95	2611	2643	2543	2507
MARUTI	7179	7269	7358	7078	6978
BAJFINANCE	6020	6095	6171	5936	5851
ONGC	114.70	116	118	113	111
ADANIPTS	673.85	682	691	664	655

For Private Circulation Only

For Our Clients Only

NAME	DESIGNATION	E-MAIL
Varun Gupta	Head - Research	varungupta@moneysukh.com



SEBI REGISTRATION NO - INH100003274

(UNDER RESEARCH ANALYSTS REGULATIONS , 2014)

For more copies or other information, please send your query at research@moneysukh.com

Note : Please refer our Derivative Report for recommendation on OPTION STRATEGIES.

STANDARD DISCLOSURES AS PER RESEARCH ANALYSTS REGULATIONS, 2014

DISCLAIMER/DISCLOSURES ANALYST CERTIFICATION

We/I, Mr. Varun Gupta Research Analysts, authors and the names subscribed to this report, of Mansukh Securities & Finance Ltd. hereby certify that all of the views expressed in this research report accurately reflect our views about the subject issuer(s) or securities. We also certify that no part of our compensation was, is, or will be directly or indirectly related to the specific recommendation(s) or view(s) in this report.

Terms & conditions and other disclosures:

Mansukh Securities & Finance Ltd, (hereinafter referred to as "MSFL") is engaged in the business of Stock Broking, and Depository Participant . This document has been prepared by the Research Division of MSFL and is meant for use by the recipient only as information and is not for circulation. This document is not to be reported or copied or made available to others without prior permission of MSFL. It should not be considered or taken as an offer to sell or a solicitation to buy or sell any security.

The information contained in this report has been obtained from sources that are considered to be reliable. However, MSFL has not independently verified the accuracy or completeness of the same. Neither MSFL nor any of its affiliates, its directors or its employees accepts any responsibility of whatsoever nature for the information, statements and opinion given, made available or expressed herein or for any omission therein.

Recipients of this report should be aware that past performance is not necessarily a guide to future performance and value of investments can go down as well. The suitability or otherwise of any investments will depend upon the recipient's particular circumstances and, in case of doubt, advice should be sought from an independent expert/ advisor.

Either MSFL or its affiliates or its directors or its employees or its representatives or its clients or their relatives may have position(s), make market, act as principal or engage in transactions of securities of companies referred to in this report and they may have used the research material prior to publication.

MSFL submits that no material disciplinary action has been taken on us by any Regulatory Authority impacting Equity Research Analysis activities.

MSFL or its research analysts or its associates or his relatives do not have any financial interest in the subject company. MSFL or its research analysts or its associates or his relatives do not have actual/beneficial ownership of one per cent or more securities of the subject company at the end of the month immediately preceding the date of publication of the research report. MSFL or its research analysts or its associates or his relatives do not have any material conflict of interest at the time of publication of the research report.

MSFL or its associates have not received any compensation from the subject company in the past twelve months.

MSFL or its associates have not managed or co-managed public offering of securities for the subject company in the past twelve months or mandated by the subject company for any other assignment in the past twelve months.

MSFL or its associates have not received any compensation for brokerage services from the subject company in the past twelve months.

MSFL or its associates have not received any compensation for products or services other than investment banking or merchant banking or brokerage services from the subject company in the past twelve months. MSFL or its associates have not received any compensation or other benefits from the subject company or third party in connection with the research report.

MSFL encourages independence in research report preparation and strives to minimize conflict in preparation of research report. MSFL or its analysts did not receive any compensation or other benefits from the subject Company or third party in connection with the preparation of the research report. MSFL or its Research Analysts do not have any material conflict of interest at the time of publication of this report.

It is confirmed that Mr. Varun Gupta Research Analysts of this report have not received any compensation from the companies mentioned in the report in the preceding twelve months .

Compensation of our Research Analysts is not based on any specific merchant banking, investment banking or brokerage service transactions. The Research analysts for this report certifies that all of the views expressed in this report accurately reflect his or her personal views about the subject company or companies and its or their securities, and no part of his or her compensation was, is or will be, directly or indirectly related to specific recommendations or views expressed in this report. The research analysts for this report has not served as an officer, director or employee of the subject company.

MSFL or its research analysts have not engaged in market making activity for the subject company Our sales people, traders, and other professionals or affiliates may provide oral or written market commentary or trading strategies to our clients that reflect opinions that are contrary to the opinions expressed herein, and our proprietary trading and investing businesses may make investment decisions that are inconsistent with the recommendations expressed herein. In reviewing these materials, you should be aware that any or all the foregoing, among other things, may give rise to real or potential conflicts of interest.

MSFL and its associates, their directors and employees may (a) from time to time, have a long or short position in, and buy or sell the securities of the subject company or (b) be engaged in any other transaction involving such securities and earn brokerage or other compensation or act as a market maker in the financial instruments of the subject company or act as an advisor or lender/borrower to the subject company or may have any other potential conflict of interests with respect to any recommendation and other related information and opinions.

MSFL does not claim to be an invitation or an offer to buy or sell any financial instrument. Our Clients (Paid Or Unpaid), Any third party or anyone else have no rights to forward or share our calls or SMS or Reports or Any Information Provided by us to/ with anyone which is received directly or indirectly by them. If found so then Serious Legal Actions can be taken. By accessing Moneysukh.com or any of its associate/group sites, you have read, understood and agree to be legally bound by the terms of the following disclaimer and user agreement. The views and investment tips expressed by investment experts through sms or on Moneysukh.com are their own, and not that of the website or its management. Moneysukh.com advises users to check with certified experts before taking any investment decision.

Stock trading is inherently risky and you agree to assume complete and full responsibility for the outcomes of all trading decisions that you make, including but not limited to loss of capital. None of the stock trading calls made by Moneysukh.com should be construed as an offer to buy or sell securities, nor advice to do so. All comments and posts made by Moneysukh.com, and employees/owners are for information purposes only and under no circumstances should be used for actual trading. Under no circumstances should any person at this site make trading decisions based solely on the information discussed herein. You agree to not make actual stock trades based on comments on the site, nor on any techniques presented nor discussed in this site or any other form of information presentation. All information is for educational and informational use only. You agree to consult with a registered investment advisor, prior to making any trading decision of any kind. You agree, by accessing this or any associated site, Moneysukh.com bears no liability for any postings on the website or actions of associate site. We reserve the right to deny service to anyone. You, and not Moneysukh.com, assume the entire cost and risk of any trading you are suggested to undertake. You are solely responsible for making your own investment decisions. If you choose to engage in such transactions with or without seeking advice from a licensed and qualified financial advisor or entity, then such decision and any consequences flowing there from are your sole responsibility. The information and commentaries are not meant to be an endorsement or offering of any stock purchase. They are meant to be a guide only, which must be tempered by the investment experience and independent decision making process of the subscriber. Moneysukh.com or any employees are in no way liable for the use of the information by others in investing or trading in investment vehicles utilizing the principles disclosed herein. The materials and information in, and provided by, this site are not, and should not be construed as an offer to buy or sell any of the securities named in materials, services, or on-line postings. We encourage all investors to use the information on the site as a resource only to further their own research on all featured companies, stocks, sectors, markets and information presented on the site.