









## Govt postpones resumption of scheduled international flights; air bubbles to continue

### LAST SESSION DATA MATRIX

	Current	Change
SENSEX	57,685.00	620.00
NIFTY 50	17,166.90	183.70
NIFTY NEXT 50	42,022.55	240.20
NIFTY 100	17,444.45	174.20
NIFTY 200	9,119.60	91.30
NIFTY 500	14,784.70	136.35
NIFTY MIDCAP 50	8,302.85	116.55
NIFTY MIDCAP 100	29,955.70	305.05
NIFTY BANK	36,364.90	669.60
NIFTY AUTO	10,758.15	154.60
NIFTY FIN SERVICE	17,758.85	224.10
NIFTY FMCG	37,457.85	70.90
NIFTY IT	35,428.95	385.20
TURNOVER		
Product	contracts	Turnover (cr.)*
Index Futures	3,81,004	33,614.35
Stock Futures	7,44,477	55,570.10
Index Options	8,32,39,586	73,79,092.45
Stock Options	19,57,453	1,50,576.58
GAINERS		
INDUSINDBK	934.50	5.83
JSWSTEEL	638.75	4.99
TATAMOTORS	478.00	4.23
AXISBANK	680.00	3.71
ADANI PORTS	709.00	3.68
LOSERS		
CIPLA	928.35	-4.42
DIVISLAB	4,766.00	-2.31
ULTRACEMCO	7,320.00	-1.53
DRREDDY	4,605.30	-1.51
BHARTIARTL	722.00	-0.86

### FIRST LIGHT HEADINGS

-  Delhi slashes VAT to 19.40%, petrol to get cheaper by Rs 8 per litre
-  GST collection hits second highest level of Rs 1.3 lakh crore in November
-  Indian GDP to grow 7.8% in Q2, 9.4% in FY22: Report
-  Zydus Cadila gets USFDA nod for cancer drug with 180-days exclusivity
-  IEX shareholders approve bonus issue, increase in authorised share capital
-  Consumer durables makers revenue seen rising 20% this fiscal

### MARKET INSIGHT

**DEC 01:** Benchmark indices ended higher on December 1 with Nifty above 17100 supported by the IT, auto, metal and financial names.

At close, the Sensex was up 619.92 points or 1.09% at 57,684.79, and the Nifty was up 183.70 points or 1.08% at 17,166.90. About 1859 shares have advanced, 1323 shares declined, and 130 shares are unchanged.

IndusInd Bank, JSW Steel, Tata Motors, Adani Ports and Axis Bank were among the major Nifty gainers. The losers included Cipla, Divis Labs, Dr Reddy's Labs, UltraTech Cement and Sun Pharma. Except pharma, all other sectoral indices ended in the green with metal indices adding over 2 percent. BSE midcap index rose 1 percent and smallcap index added 0.27 percent.

SYMBOL	LTP	CHNG	% CHNG	VOLUME (shares)
INDUSINDBK	934.5	51.5	5.83	14626216
JSWSTEEL	638.75	30.35	4.99	6580138
TATAMOTORS	478	19.4	4.23	28256188
AXISBANK	680	24.35	3.71	16184200
ADANI PORTS	709	25.15	3.68	5582125
SBIN	475.9	15.35	3.33	17156956
MARUTI	7,300.50	232.7	3.29	1669583
HINDALCO	425.25	12.5	3.03	8183556
TECHM	1,588.00	46.55	3.02	2761193
EICHERMOT	2,438.10	67.65	2.85	1691658
RELIANCE	2,467.75	62.35	2.59	4663276
COALINDIA	155.9	3.9	2.57	16283427
HDFCLIFE	695	14.2	2.09	3209799
HCLTECH	1,159.55	20.9	1.84	2918586
ICICIBANK	727.05	12.7	1.78	15214913
GRASIM	1,688.35	25.9	1.56	863737
UPL	691.85	10.15	1.49	1355645
TCS	3,581.00	51.85	1.47	2102118
HINDUNILVR	2,350.85	33.3	1.44	1263139

## MARKET OUTLOOK- CAUTIOUSLY OPTIMISTIC



**Quantitative:** The fall in Covid cases and upcoming festival season are likely to improve consumer sentiment. The global market put aside worries of inflation in the US markets as the Fed officials eased concerns about an early rate hike but will look to the minutes of the Fed's next meeting for further cues. In anticipation of a rapid fall in Covid cases, the implication of corporate results and favorable Asian markets, the Indian market made a strong comeback after the three months of muted performance. Bears continued to dominate domestic indices tracking cues from weak Asian and European markets. On the way down, the Nifty breached lower end of a falling channel as well as the swing low of 17216. As a result, the Nifty has dipped into the crucial support zone of 17200-17000. In terms of the Fibonacci retracement, the Nifty has retraced 50% of the July - Oct rally. There is potential for a recovery from this support zone as long as the index holds on to 17000 mark on a closing basis. On the other hand, breach of 17000 on a closing basis will allow the Nifty to slide towards the 61.8% retracement mark, which is near 16700.

Index	Support 2	Support 1	Previous Close	Resistance 1	Resistance 2	Trend
SENSEX	56070	56877	57685	58406	59127	<b>BULLISH</b>
NIFTY 50	16686	16927	17167	17382	17596	<b>BULLISH</b>
NIFTY BANK	35347	35856	36365	36820	37274	<b>BULLISH</b>
FINNIFTY	17190	17402	17759	17905	18280	<b>BULLISH</b>



For Private Circulation Only

For Our Clients Only

## CORPORATE ACTIONS & TECHNICAL CALLS

Symbol	Face Value(Rs.)	Purpose	Ex-Date
ASIANPAINT	1	Interim Dividend - Rs 3.65 Per Share	28-Oct-21
BHARATGEAR	10	Rights 1:10 @ Premium Rs 95/-	28-Oct-21
VARDHACRLC	10	Interim Dividend - Rs 25 Per Share	28-Oct-21
TRIDENT	1	Interim Dividend - Rs 0.36 Per Share	28-Oct-21
TCIEXP	2	Interim Dividend - Rs 3 Per Share	28-Oct-21
SASKEN	10	Interim Dividend - Rs 12 Per Share	28-Oct-21
MOKSH	2	Interim Dividend - Rs 0.10 Per Share	28-Oct-21
NIPPOBATTERY	5	Face Value Split (Sub-Division) - From Rs 10/- Per Share To Rs 5/- Per Share	28-Oct-21
PATINTLOG	10	Rights 613:399	28-Oct-21
IRCTC	2	Face Value Split (Sub-Division) - From Rs 10/- Per Share To Rs 2/- Per Share	28-Oct-21
JAGSNPHARM	5	Interim Dividend - Rs 4 Per Share	29-Oct-21
ICICIGI	10	Interim Dividend - Rs 4 Per Sh	29-Oct-21
SUPREMEIND	2	Interim Dividend - Rs 6 Per Share	29-Oct-21
VIKASLIFE	1	Rights 4:21 @ Premium Rs 1.80/-	29-Oct-21
SONATSOFTW	1	Interim Dividend - Rs 8 Per Share	29-Oct-21
FEDDERELEC	10	Capital Reduction	02-Nov-21
PGHL	10	Annual General Meeting/Dividend - Rs 40 Per Share/Special Dividend - Rs 90 Per Share	02-Nov-21
MACPOWER	10	Interim Dividend - Rs 0.50 Per Share	02-Nov-21
PGHH	10	Annual General Meeting/Dividend - Rs 80 Per Share	09-Nov-21
DABUR	1	Interim Dividend	11-Nov-21
JAICORPLTD	1	Annual General Meeting/Dividend - Rs 0.50 Per Share	12-Nov-21
GILLETTE	10	Annual General Meeting / Dividend - Rs 36 Per Share	15-Nov-21

DATE	SCRIP ( CASH)	SCRIP (FUT)	RECOMMENDATION	TECHNICAL RATIONAL
01-12-2021	DIXON		BUY	PREVIOUS DAY HIGH AND INTRADAY HIGH BREAK
01-12-2021		RELIANCE	BUY	PREVIOUS DAY HIGH AND INTRADAY HIGH BREAK
01-12-2021		SBI	BUY	PREVIOUS DAY HIGH AND INTRADAY HIGH BREAK
01-12-2021		TATASTEEL	SELL	PREVIOUS DAY LOW AND INTRADAY LOW BREAK
01-12-2021		MARUTI 7700 PUT	BUY	PREVIOUS DAY HIGH AND INTRADAY HIGH BREAK
09-11-2021	POLYCAB		BUY	PREVIOUS DAY HIGH AND INTRADAY HIGH BREAK

Data Source-NSE,BSE

## KEY SUPPORT & RESISTANCE OF NIFTY50 STOCKS

COMPANY	PREVIOUS CLOSE	RESISTANCE		SUPPORT	
		R 1	R 2	S 1	S 2
INDUSINDBK	934.5	946	958	921	908
JSWSTEEL	638.75	647	655	630	621
TATAMOTORS	478	484	490	471	465
AXISBANK	680.00	689	697	670	661
ADANI PORTS	709.00	718	727	699	689
SBIN	475.90	482	488	469	463
MARUTI	7300.5	7392	7483	7198	7096
HINDALCO	425.25	431	436	419	413
TECHM	1,588.00	1608	1628	1566	1544
EICHERMOT	2438.1	2469	2499	2404	2370
RELIANCE	2467.75	2499	2529	2433	2399
COALINDIA	155.90	158	160	154	152
HDFCLIFE	695.00	704	712	685	676
HCLTECH	1159.55	1174	1189	1143	1127
ICICIBANK	727.05	736	745	717	707
GRASIM	1688.35	1709	1731	1665	1641
UPL	691.85	700	709	682	672
TCS	3581	3626	3671	3531	3481
HINDUNILVR	2,350.85	2380	2410	2318	2285
LT	1790.05	1812	1835	1765	1740
HDFC	2,710.50	2744	2778	2673	2635
NESTLEIND	19372.4	19615	19857	19101	18830
TATASTEEL	1082	1096	1109	1067	1052
BAJAJFINSV	17400	17618	17835	17156	16913
HDFCBANK	1506.4	1525	1544	1485	1464
BAIFINANCE	7050	7138	7226	6951	6853
ITC	222.45	225	228	219	216
NTPC	127.75	129	131	126	124
BAJAJ-AUTO	3,252.20	3293	3334	3207	3161
SBILIFE	1164	1179	1193	1148	1131
POWERGRID	207.3	210	212	204	201
INFY	1,717.00	1738	1760	1693	1669
M&M	837.30	848	858	826	814
ONGC	142.3	144	146	140	138
HEROMOTOCO	2450	2481	2511	2416	2381
SHREECEM	26101	26427	26754	25736	25370
BPCL	369.70	374	379	365	359
BRITANNIA	3540	3584	3629	3490	3441
ASIANPAINT	3,136.95	3176	3215	3093	3049
WIPRO	635.6	644	651	627	618
KOTAKBANK	1955.65	1980	2005	1928	1901
TITAN	2364	2394	2423	2331	2298
TATA CONSUM	774.00	784	793	763	752
SUNPHARMA	747.5	757	766	737	727
IOC	117.95	119	121	116	115
BHARTIARTL	722.00	731	740	712	702
DRREDDY	4605.3	4663	4720	4541	4476
ULTRACEMCO	7320	7412	7503	7218	7115
DIVISLAB	4766	4826	4885	4699	4633
CIPLA	928.35	940	952	915	902

NAME	DESIGNATION	E-MAIL
Varun Gupta	Head - Research	varungupta@moneysukh.com



## SEBI REGISTRATION NO - INH100003274

(UNDER RESEARCH ANALYSTS REGULATIONS , 2014)

For more copies or other information, please send your query at [research@moneysukh.com](mailto:research@moneysukh.com)

**Note : Please refer our Derivative Report for recommendation on OPTION STRATEGIES.**

### STANDARD DISCLOSURES AS PER RESEARCH ANALYSTS REGULATIONS, 2014

#### DISCLAIMER/DISCLOSURES ANALYST CERTIFICATION

We/I, Mr. Varun Gupta Research Analysts, authors and the names subscribed to this report, of Mansukh Securities & Finance Ltd. hereby certify that all of the views expressed in this research report accurately reflect our views about the subject issuer(s) or securities. We also certify that no part of our compensation was, is, or will be directly or indirectly related to the specific recommendation(s) or view(s) in this report.

Terms & conditions and other disclosures:

Mansukh Securities & Finance Ltd, (hereinafter referred to as "MSFL") is engaged in the business of Stock Broking, and Depository Participant . This document has been prepared by the Research Division of MSFL and is meant for use by the recipient only as information and is not for circulation. This document is not to be reported or copied or made available to others without prior permission of MSFL. It should not be considered or taken as an offer to sell or a solicitation to buy or sell any security.

The information contained in this report has been obtained from sources that are considered to be reliable. However, MSFL has not independently verified the accuracy or completeness of the same. Neither MSFL nor any of its affiliates, its directors or its employees accepts any responsibility of whatsoever nature for the information, statements and opinion given, made available or expressed herein or for any omission therein.

Recipients of this report should be aware that past performance is not necessarily a guide to future performance and value of investments can go down as well. The suitability or otherwise of any investments will depend upon the recipient's particular circumstances and, in case of doubt, advice should be sought from an independent expert/ advisor.

Either MSFL or its affiliates or its directors or its employees or its representatives or its clients or their relatives may have position(s), make market, act as principal or engage in transactions of securities of companies referred to in this report and they may have used the research material prior to publication.

**MSFL submits that no material disciplinary action has been taken on us by any Regulatory Authority impacting Equity Research Analysis activities.**

MSFL or its research analysts or its associates or his relatives do not have any financial interest in the subject company. MSFL or its research analysts or its associates or his relatives do not have actual/beneficial ownership of one per cent or more securities of the subject company at the end of the month immediately preceding the date of publication of the research report. MSFL or its research analysts or its associates or his relatives do not have any material conflict of interest at the time of publication of the research report.

MSFL or its associates have not received any compensation from the subject company in the past twelve months.

MSFL or its associates have not managed or co-managed public offering of securities for the subject company in the past twelve months or mandated by the subject company for any other assignment in the past twelve months.

MSFL or its associates have not received any compensation for brokerage services from the subject company in the past twelve months.

MSFL or its associates have not received any compensation for products or services other than investment banking or merchant banking or brokerage services from the subject company in the past twelve months. MSFL or its associates have not received any compensation or other benefits from the subject company or third party in connection with the research report.

MSFL encourages independence in research report preparation and strives to minimize conflict in preparation of research report. MSFL or its analysts did not receive any compensation or other benefits from the subject Company or third party in connection with the preparation of the research report. MSFL or its Research Analysts do not have any material conflict of interest at the time of publication of this report.

It is confirmed that Mr. Varun Gupta Research Analysts of this report have not received any compensation from the companies mentioned in the report in the preceding twelve months .

Compensation of our Research Analysts is not based on any specific merchant banking, investment banking or brokerage service transactions. The Research analysts for this report certifies that all of the views expressed in this report accurately reflect his or her personal views about the subject company or companies and its or their securities, and no part of his or her compensation was, is or will be, directly or indirectly related to specific recommendations or views expressed in this report. The research analysts for this report has not served as an officer, director or employee of the subject company.

MSFL or its research analysts have not engaged in market making activity for the subject company Our sales people, traders, and other professionals or affiliates may provide oral or written market commentary or trading strategies to our clients that reflect opinions that are contrary to the opinions expressed herein, and our proprietary trading and investing businesses may make investment decisions that are inconsistent with the recommendations expressed herein. In reviewing these materials, you should be aware that any or all the foregoing, among other things, may give rise to real or potential conflicts of interest.

MSFL and its associates, their directors and employees may (a) from time to time, have a long or short position in, and buy or sell the securities of the subject company or (b) be engaged in any other transaction involving such securities and earn brokerage or other compensation or act as a market maker in the financial instruments of the subject company or act as an advisor or lender/borrower to the subject company or may have any other potential conflict of interests with respect to any recommendation and other related information and opinions.

MSFL does not claim to be an invitation or an offer to buy or sell any financial instrument. Our Clients (Paid Or Unpaid), Any third party or anyone else have no rights to forward or share our calls or SMS or Reports or Any Information Provided by us to/ with anyone which is received directly or indirectly by them. If found so then Serious Legal Actions can be taken. By accessing Moneysukh.com or any of its associate/group sites, you have read, understood and agree to be legally bound by the terms of the following disclaimer and user agreement. The views and investment tips expressed by investment experts through sms or on Moneysukh.com are their own, and not that of the website or its management. Moneysukh.com advises users to check with certified experts before taking any investment decision.

Stock trading is inherently risky and you agree to assume complete and full responsibility for the outcomes of all trading decisions that you make, including but not limited to loss of capital. None of the stock trading calls made by Moneysukh.com should be construed as an offer to buy or sell securities, nor advice to do so. All comments and posts made by Moneysukh.com, and employees/owners are for information purposes only and under no circumstances should be used for actual trading. Under no circumstances should any person at this site make trading decisions based solely on the information discussed herein. You agree to not make actual stock trades based on comments on the site, nor on any techniques presented nor discussed in this site or any other form of information presentation. All information is for educational and informational use only. You agree to consult with a registered investment advisor, prior to making any trading decision of any kind. You agree, by accessing this or any associated site, Moneysukh.com bears no liability for any postings on the website or actions of associate site. We reserve the right to deny service to anyone. You, and not Moneysukh.com, assume the entire cost and risk of any trading you are suggested to undertake. You are solely responsible for making your own investment decisions. If you choose to engage in such transactions with or without seeking advice from a licensed and qualified financial advisor or entity, then such decision and any consequences flowing there from are your sole responsibility. The information and commentaries are not meant to be an endorsement or offering of any stock purchase. They are meant to be a guide only, which must be tempered by the investment experience and independent decision making process of the subscriber. Moneysukh.com or any employees are in no way liable for the use of the information by others in investing or trading in investment vehicles utilizing the principles disclosed herein. The materials and information in, and provided by, this site are not, and should not be construed as an offer to buy or sell any of the securities named in materials, services, or on-line postings. We encourage all investors to use the information on the site as a resource only to further their own research on all featured companies, stocks, sectors, markets and information presented on the site.