



Exports up 30.7% to \$40.19 bn in Apr; trade deficit widens to \$20.11 bn

LAST SESSION DATA MATRIX

	Current	Change
SENSEX	52,793.62	-136.69
NIFTY 50	15,979.40	171.40
NIFTY NEXT 50	38,315.00	639.15
NIFTY 100	16,210.95	187.05
NIFTY 200	8,456.75	108.35
NIFTY 500	13,644.05	178.80
NIFTY MIDCAP 50	7,468.35	151.30
NIFTY MIDCAP 100	27,383.30	573.25
NIFTY BANK	33,778.55	246.40
NIFTY AUTO	10,492.85	328.50
NIFTY FIN SERVICE	15,583.35	95.85
NIFTY FMCG	37,061.20	839.45
NIFTY IT	29,865.25	108.40

TURNOVER

Product	Contracts	Turnover (cr.)*
Index Futures	178,062	14,540.44
Stock Futures	361,556	22,023.34
Index Options	19,643,890	1,631,321.55
Stock Options	1	80,635.95







GAINERS

Tata Motors	404.30	32
Sun Pharma	882.50	32.50
M&M	889.50	24.25
HUL	2,194.10	55.30
ITC	258.60	5.70

LOSERS

Hindalco	388.00	-17.85
JSW Steel	600.45	-24.35
SBI	444.65	-18
NTPC	144.15	-4.4
ICICI Bank	677.35	-18.45

FIRST LIGHT HEADINGS

-  Airtel adds 2.2 mn, Jio 1.2 mn subscribers, Vi loses 2.8 mn in March: TRAI
-  NHPC awards contracts for 1,000-MW solar project
-  Zydus Lifesciences launches drug for treating bad cholesterol
-  LIC Housing Finance ups home loan interest rate by 20 bps for select borrowers
-  L&T bags order from Rajasthan govt
-  SBI Q4 Net Profit Jumps 41% to Rs 9,113 Crore; NII Up 15.3%; Dividend Declared

MARKET INSIGHT

May 13: Benchmark indices erased all the intraday gains and ended lower for the sixth consecutive session on May 13. At close, the Sensex was down 136.69 points or 0.26% at 52,793.62, and the Nifty was down 25.80 points or 0.16% at 15,782.20. About 2097 shares have advanced, 1166 shares declined, and 128 shares are unchanged.

Hindalco Industries, SBI, JSW Steel, NTPC and ICICI Bank were among the top Nifty losers. Gainers included Tata Motors, Sun Pharma, M&M, ITC and HUL.

On the sectoral front bank, metal and power indices ended 1-2 percent lower, while auto, FMCG, pharma indices rose 1-2 percent. BSE midcap index rose 0.8 percent and smallcap indices added 1.3 percent.

SYMBOL	CHNG	% CHNG	VOLUME (shares)	VALUE
TATAMOTORS	31.7	8.51	71423542	28,922,249,097.48
SUNPHARMA	31.95	3.76	4870685	4,288,004,953.45
M&M	26.25	3.03	4956950	4,426,258,933.00
HINDUNILVR	50.2	2.35	2057237	4,517,219,287.49
TITAN	47.6	2.32	2580348	5,452,430,144.88
UPL	15.55	2.03	3062685	2,412,660,735.60
ITC	5.1	2.02	11921043	3,084,212,244.96
HEROMOTOCO	44.35	1.85	691344	1,705,829,099.04
BRITANNIA	53.75	1.67	326756	1,075,340,925.76
BAJAJ-AUTO	57	1.59	633202	2,328,106,457.44
EICHERMOT	35.85	1.5	650615	1,590,987,896.40
RELIANCE	32.05	1.34	8910829	21,846,323,026.14
CIPLA	12.05	1.31	1734146	1,616,969,754.78
DIVISLAB	44.5	1.05	436997	1,881,761,521.64
COALINDIA	1.7	1.02	11589657	1,982,642,622.99
DRREDDY	38.85	1	218381	861,135,245.87
NESTLEIND	160.9	0.99	55439	910,756,327.12
ASIANPAINT	28.65	0.94	1121728	3,451,601,925.12
KOTAKBANK	16.1	0.91	2737010	4,868,456,537.50
LT	10.35	0.68	4328786	6,697,497,699.20

MARKET OUTLOOK- CAUTIOUSLY OPTIMISTIC



Quantitative: Stock market remained volatility throughout the week, key indices opened on a positive note but erased all gains by the end of trading hours, worries of inflation and interest rate hikes is weighting strong on investors mind. Yesterday India CPI data came out to be higher than expected at 7.9. India VIX, which measures expected volatility in the equity market, closed at 23.48. Volatility is expected to remain high in the coming days given the global concerns, but investors should not be worried by short-term worries and to pick quality stocks for the long term. We believe the today's fall in the market was due to low confidence amount investors, rate hike due to higher inflation and profit booking on every bounce.

Index	Support 2	Support 1	Previous Close	Resistance 1	Resistance 2	Trend
SENSEX	51315	52055	52,793.62	53454	54113	BULLISH
NIFTY 50	15532	15756	15,979.40	16179	16379	BULLISH
NIFTY BANK	32833	33306	33,778.55	34201	34623	BULLISH
FINNIFTY	15147	15365	15,583.35	15778	15973	BULLISH



For Private Circulation Only

For Our Clients Only

CORPORATE ACTIONS & TECHNICAL CALLS

Symbol	Face Value(Rs.)	Purpose	Ex-Date	Record Date
GMBREW	10	Annual General Meeting/ Dividend - Rs 5 Per Share	13-May-22	-
SUVENPHAR	1	Interim Dividend - Re 1 Per Share/Special Dividend - Re 1 Per Share	13-May-22	17-May-22
OFSS	5	Interim Dividend - Rs 190 Per Share	13-May-22	17-May-22
INDUSTOWER	10	Interim Dividend - Rs 11 Per Share	13-May-22	17-May-22
DHAMPURSUG	10	Demerger	13-May-22	17-May-22
BLS	1	Bonus 1:1	13-May-22	17-May-22
BBOX	2	Face Value Split (Sub-Division) - From Rs 10/- Per Share To Rs 2/- Per Share	13-May-22	17-May-22
MINDSPACE	275	Distribution	17-May-22	18-May-22
GESHIP	10	Interim Dividend - Rs 5.40 Per Share	17-May-22	18-May-22
716GS2023	100	Interest Payment	17-May-22	18-May-22
815GS2026	100	Interest Payment	19-May-22	21-May-22
JETFREIGHT	10	Face Value Split (Sub-Division) - From Rs 10/- Per Share To Rs 5/- Per Share	19-May-22	20-May-22
772GS2025	100	Interest Payment	20-May-22	23-May-22
883GS2023	100	Interest Payment	20-May-22	23-May-22
TANTIACONS	10	Annual General Meeting	23-May-22	-
662GS2051	100	Interest Payment	25-May-22	26-May-22
TCIDEVELOP	10	Annual General Meeting	26-May-22	-
VISAKAIND	10	Annual General Meeting/Dividend - Rs 8 Per Share	26-May-22	-
585GS2030	100	Interest Payment	26-May-22	27-May-22
817GS2044	100	Interest Payment	26-May-22	27-May-22
619GS2034	100	Interest Payment	26-May-22	27-May-22
SOLARINDS	2	Annual General Meeting/ Dividend - Rs 7.50 Per Share	27-May-22	-
86GS2028	100	Interest Payment	27-May-22	30-May-22
JSWENERGY	10	Dividend - Rs 2 Per Share	30-May-22	-
INFY	5	Annual General Meeting/Dividend - Rs 16 Per Share	31-May-22	1-Jun-22
HDFCLIFE	10	Dividend - Rs 1.70 Per Share	31-May-22	1-Jun-22
HDFC	2	Dividend - Rs 30 Per Share	31-May-22	1-Jun-22
GTPPL	10	Annual General Meeting/Dividend - Rs 4 Per Share	1-Jun-22	-
ASAL	10	Annual General Meeting	1-Jun-22	-
LINDEINDIA	10	Annual General Meeting/Dividend - Rs 3.50 Per Share/Special Dividend - Rs 10 Per Share	1-Jun-22	-
CASTROLIND	5	Dividend - Rs 3 Per Share	2-Jun-22	-
TATAINVEST	10	Annual General Meeting/Dividend - Rs 55 Per Share	2-Jun-22	-
PAGEIND	10	Interim Dividend	2-Jun-22	3-Jun-22
RALLIS	1	Annual General Meeting/Dividend - Rs 3 Per Share	6-Jun-22	-

Data Source-NSE,BSE

CORPORATE ACTIONS & TECHNICAL CALLS

Symbol	Face Value(Rs.)	Purpose	Ex-Date	Record Date
KANSAINER	1	Annual General Meeting/Dividend - Re 1 Per Share	8-Jun-22	-
TATACONSUM	1	Annual General Meeting/Dividend - Rs 6.05 Per Share	9-Jun-22	-
CRAFTSMAN	5	Dividend - Rs. 3.75 Per Share	9-Jun-22	-
ASIANPAINT	1	Dividend - Rs 15.50 Per Share	9-Jun-22	10-Jun-22
CERA	5	Annual General Meeting/Dividend - Rs 20 Per Share/ Special Dividend - Rs 15 Per Share	13-Jun-22	-
TATASTEEL	10	Annual General Meeting/Dividend - Rs 51 Per Share	15-Jun-22	-
TATACHEM	10	Annual General Meeting/Dividend - Rs 12.5 Per Share	15-Jun-22	-
TATAPOWER	1	Dividend - Rs 1.75 Per Share	15-Jun-22	-
CANBK	10	Annual General Meeting	15-Jun-22	-
CANBK	10	Dividend - Rs 6.5 Per Share	15-Jun-22	16-Jun-22
NEWGEN	10	Annual General Meeting/Dividend - Rs 4.5 Per Share	15-Jun-22	16-Jun-22
TIMESGTY	10	Annual General Meeting	15-Jun-22	-
HINDUNILVR	1	Annual General Meeting/Dividend - Rs 19 Per Share	15-Jun-22	-
SRTRANSFIN	10	Annual General Meeting	15-Jun-22	-
DEVYANI	1	Annual General Meeting	17-Jun-22	-
DRCSYSTEMS	1	Annual General Meeting	20-Jun-22	-
BRITANNIA	1	Annual General Meeting/Dividend - Rs 56.50 Per Share	20-Jun-22	-
SUPREMEIND	2	Annual General Meeting/Dividend - Rs 18 Per Share	21-Jun-22	-
BEPL	1	Annual General Meeting/ Dividend - Re 1 Per Share	21-Jun-22	22-Jun-22
BOMDYEING	2	Annual General Meeting	21-Jun-22	-
LAURUSLABS	2	Annual General Meeting	22-Jun-22	-
DWARKESH	1	Annual General Meeting	22-Jun-22	-
CAMS	10	Dividend - Rs 12 Per Share	23-Jun-22	24-Jun-22
SONACOMS	10	Dividend - Rs 0.77 Per Share	29-Jun-22	30-Jun-22

Data Source-NSE,BSE

KEY SUPPORT & RESISTANCE OF NIFTY50 STOCKS

C O M P A N Y	P R E V I O U S C L O S E	R E S I S T A N C E		S U P P O R T	
		R 1	R 2	S 1	S 2
T A T A M O T O R S	4 0 4	4 0 9	4 1 4	3 9 8	3 9 3
S U N P H A R M A	8 8 1.9 5	8 9 3	9 0 4	8 7 0	8 5 7
M & M	8 9 1.5 0	9 0 3	9 1 4	8 7 9	8 6 7
H I N D U N I L V R	2,1 8 9.0 0	2 2 1 6	2 2 4 4	2 1 5 8	2 1 2 8
T I T A N	2,0 9 6.1 5	2 1 2 2	2 1 4 9	2 0 6 7	2 0 3 7
U P L	7 8 0.5	7 9 0	8 0 0	7 7 0	7 5 9
I T C	2 5 8.0 0	2 6 1	2 6 4	2 5 4	2 5 1
H E R O M O T O C O	2 4 4 5.5 5	2 4 7 6	2 5 0 7	2 4 1 1	2 3 7 7
B R I T A N N I A	3,2 7 0.6 0	3 3 1 1	3 3 5 2	3 2 2 5	3 1 7 9
B A J A J - A U T O	3,6 4 2.0 0	3 6 8 8	3 7 3 3	3 5 9 1	3 5 4 0
E I C H E R M O T	2 4 2 0.5	2 4 5 1	2 4 8 1	2 3 8 7	2 3 5 3
R E L I A N C E	2,4 3 1.4 5	2 4 6 2	2 4 9 2	2 3 9 7	2 3 6 3
C I P L A	9 3 2.8 0	9 4 4	9 5 6	9 2 0	9 0 7
D I V I S L A B	4 2 7 7.9	4 3 3 1	4 3 8 5	4 2 1 8	4 1 5 8
C O A L I N D I A	1 6 8.7 5	1 7 1	1 7 3	1 6 6	1 6 4
D R R E D D Y	3,9 1 8.8 5	3 9 6 8	4 0 1 7	3 8 6 4	3 8 0 9
N E S T L E I N D	1 6,3 8 0.9 0	1 6 5 8 6	1 6 7 9 0	1 6 1 5 2	1 5 9 2 2
A S I A N P A I N T	3 0 6 8.6	3 1 0 7	3 1 4 5	3 0 2 6	2 9 8 3
K O T A K B A N K	1 7 7 7	1 7 9 9	1 8 2 1	1 7 5 2	1 7 2 7
L T	1,5 3 6.5 0	1 5 5 6	1 5 7 5	1 5 1 5	1 4 9 3
H D F C L I F E	5 4 9.9 5	5 5 7	5 6 4	5 4 2	5 3 5
P O W E R G R I D	2 3 6.5 0	2 3 9	2 4 2	2 3 3	2 3 0
I N D U S I N D B K	8 7 1.8 5	8 8 3	8 9 4	8 6 0	8 4 7
U L T R A C E M C O	6,1 9 2.9 0	6 2 7 0	6 3 4 8	6 1 0 6	6 0 1 9
T C S	3,4 0 9.0 0	3 4 5 2	3 4 9 4	3 3 6 1	3 3 1 4
T A T A C O N S U M	7 3 5.6 5	7 4 5	7 5 4	7 2 5	7 1 5
I N F Y	1,5 0 1.9 0	1 5 2 1	1 5 3 9	1 4 8 1	1 4 6 0
S H R E E C E M	2 2 4 8 0	2 2 7 6 1	2 3 0 4 2	2 2 1 6 5	2 1 8 5 1
H D F C B A N K	1,2 9 2.5 0	1 3 0 9	1 3 2 5	1 2 7 4	1 2 5 6
H D F C	2,1 3 1.9 5	2 1 5 9	2 1 8 5	2 1 0 2	2 0 7 2
A P O L L O H O S P	3 5 4 9.9 5	3 5 9 4	3 6 3 9	3 5 0 0	3 4 5 1
H C L T E C H	1,0 5 0.0 5	1 0 6 3	1 0 7 6	1 0 3 5	1 0 2 1
T E C H M	1 2 0 1	1 2 1 6	1 2 3 1	1 1 8 4	1 1 6 7
A D A N I P O R T S	7 0 6.0 0	7 1 5	7 2 4	6 9 6	6 8 6
W I P R O	4 6 8.8 0	4 7 5	4 8 1	4 6 2	4 5 6
B P C L	3 3 6.2 5	3 4 0	3 4 5	3 3 2	3 2 7
G R A S I M	1 4 6 8.6	1 4 8 7	1 5 0 5	1 4 4 8	1 4 2 7
B A J F I N A N C E	5 5 2 1.9	5 5 9 1	5 6 6 0	5 4 4 5	5 3 6 7
O N G C	1 5 4.0 5	1 5 6	1 5 8	1 5 2	1 5 0
M A R U T I	7,1 2 5.0 0	7 2 1 4	7 3 0 3	7 0 2 5	6 9 2 6
S B I L I F E	1,0 4 1.5 5	1 0 5 5	1 0 6 8	1 0 2 7	1 0 1 2
T A T A S T E E L	1 0 9 4.8 5	1 1 0 9	1 1 2 2	1 0 8 0	1 0 6 4
B A J A J F I N S V	1 2,5 8 5.9 5	1 2 7 4 3	1 2 9 0 1	1 2 4 1 0	1 2 2 3 4
A X I S B A N K	6 3 6.0 0	6 4 4	6 5 2	6 2 7	6 1 8
N T P C	1 4 4.5	1 4 6	1 4 8	1 4 2	1 4 0
B H A R T I A R T L	6 8 5.8 5	6 9 4	7 0 3	6 7 6	6 6 7
I C I B A N K	6 7 6.4 0	6 8 5	6 9 3	6 6 7	6 5 7
J S W S T E E L	5 9 7.5 5	6 0 5	6 1 2	5 8 9	5 8 1
S B I N	4 4 0.5	4 4 6	4 5 2	4 3 4	4 2 8

NAME	DESIGNATION	E-MAIL
Varun Gupta	Head - Research	varungupta@moneysukh.com



SEBI REGISTRATION NO - INH100003274

(UNDER RESEARCH ANALYSTS REGULATIONS , 2014)

For more copies or other information, please send your query at research@moneysukh.com

Note : Please refer our Derivative Report for recommendation on OPTION STRATEGIES.

STANDARD DISCLOSURES AS PER RESEARCH ANALYSTS REGULATIONS, 2014

DISCLAIMER/DISCLOSURES ANALYST CERTIFICATION

We/I, Mr. Varun Gupta Research Analysts, authors and the names subscribed to this report, of Mansukh Securities & Finance Ltd. hereby certify that all of the views expressed in this research report accurately reflect our views about the subject issuer(s) or securities. We also certify that no part of our compensation was, is, or will be directly or indirectly related to the specific recommendation(s) or view(s) in this report.

Terms & conditions and other disclosures:

Mansukh Securities & Finance Ltd, (hereinafter referred to as "MSFL") is engaged in the business of Stock Broking, and Depository Participant . This document has been prepared by the Research Division of MSFL and is meant for use by the recipient only as information and is not for circulation. This document is not to be reported or copied or made available to others without prior permission of MSFL. It should not be considered or taken as an offer to sell or a solicitation to buy or sell any security.

The information contained in this report has been obtained from sources that are considered to be reliable. However, MSFL has not independently verified the accuracy or completeness of the same. Neither MSFL nor any of its affiliates, its directors or its employees accepts any responsibility of whatsoever nature for the information, statements and opinion given, made available or expressed herein or for any omission therein.

Recipients of this report should be aware that past performance is not necessarily a guide to future performance and value of investments can go down as well. The suitability or otherwise of any investments will depend upon the recipient's particular circumstances and, in case of doubt, advice should be sought from an independent expert/ advisor.

Either MSFL or its affiliates or its directors or its employees or its representatives or its clients or their relatives may have position(s), make market, act as principal or engage in transactions of securities of companies referred to in this report and they may have used the research material prior to publication.

MSFL submits that no material disciplinary action has been taken on us by any Regulatory Authority impacting Equity Research Analysis activities.

MSFL or its research analysts or its associates or his relatives do not have any financial interest in the subject company. MSFL or its research analysts or its associates or his relatives do not have actual/beneficial ownership of one per cent or more securities of the subject company at the end of the month immediately preceding the date of publication of the research report. MSFL or its research analysts or its associates or his relatives do not have any material conflict of interest at the time of publication of the research report.

MSFL or its associates have not received any compensation from the subject company in the past twelve months.

MSFL or its associates have not managed or co-managed public offering of securities for the subject company in the past twelve months or mandated by the subject company for any other assignment in the past twelve months.

MSFL or its associates have not received any compensation for brokerage services from the subject company in the past twelve months.

MSFL or its associates have not received any compensation for products or services other than investment banking or merchant banking or brokerage services from the subject company in the past twelve months. MSFL or its associates have not received any compensation or other benefits from the subject company or third party in connection with the research report.

MSFL encourages independence in research report preparation and strives to minimize conflict in preparation of research report. MSFL or its analysts did not receive any compensation or other benefits from the subject Company or third party in connection with the preparation of the research report. MSFL or its Research Analysts do not have any material conflict of interest at the time of publication of this report.

It is confirmed that Mr. Varun Gupta Research Analysts of this report have not received any compensation from the companies mentioned in the report in the preceding twelve months .

Compensation of our Research Analysts is not based on any specific merchant banking, investment banking or brokerage service transactions. The Research analysts for this report certifies that all of the views expressed in this report accurately reflect his or her personal views about the subject company or companies and its or their securities, and no part of his or her compensation was, is or will be, directly or indirectly related to specific recommendations or views expressed in this report. The research analysts for this report has not served as an officer, director or employee of the subject company.

MSFL or its research analysts have not engaged in market making activity for the subject company Our sales people, traders, and other professionals or affiliates may provide oral or written market commentary or trading strategies to our clients that reflect opinions that are contrary to the opinions expressed herein, and our proprietary trading and investing businesses may make investment decisions that are inconsistent with the recommendations expressed herein. In reviewing these materials, you should be aware that any or all the foregoing, among other things, may give rise to real or potential conflicts of interest.

MSFL and its associates, their directors and employees may (a) from time to time, have a long or short position in, and buy or sell the securities of the subject company or (b) be engaged in any other transaction involving such securities and earn brokerage or other compensation or act as a market maker in the financial instruments of the subject company or act as an advisor or lender/borrower to the subject company or may have any other potential conflict of interests with respect to any recommendation and other related information and opinions.

MSFL does not claim to be an invitation or an offer to buy or sell any financial instrument. Our Clients (Paid Or Unpaid), Any third party or anyone else have no rights to forward or share our calls or SMS or Reports or Any Information Provided by us to/ with anyone which is received directly or indirectly by them. If found so then Serious Legal Actions can be taken. By accessing Moneysukh.com or any of its associate/group sites, you have read, understood and agree to be legally bound by the terms of the following disclaimer and user agreement. The views and investment tips expressed by investment experts through sms or on Moneysukh.com are their own, and not that of the website or its management. Moneysukh.com advises users to check with certified experts before taking any investment decision.

Stock trading is inherently risky and you agree to assume complete and full responsibility for the outcomes of all trading decisions that you make, including but not limited to loss of capital. None of the stock trading calls made by Moneysukh.com should be construed as an offer to buy or sell securities, nor advice to do so. All comments and posts made by Moneysukh.com, and employees/owners are for information purposes only and under no circumstances should be used for actual trading. Under no circumstances should any person at this site make trading decisions based solely on the information discussed herein. You agree to not make actual stock trades based on comments on the site, nor on any techniques presented nor discussed in this site or any other form of information presentation. All information is for educational and informational use only. You agree to consult with a registered investment advisor, prior to making any trading decision of any kind. You agree, by accessing this or any associated site, Moneysukh.com bears no liability for any postings on the website or actions of associate site. We reserve the right to deny service to anyone. You, and not Moneysukh.com, assume the entire cost and risk of any trading you are suggested to undertake. You are solely responsible for making your own investment decisions. If you choose to engage in such transactions with or without seeking advice from a licensed and qualified financial advisor or entity, then such decision and any consequences flowing there from are your sole responsibility. The information and commentaries are not meant to be an endorsement or offering of any stock purchase. They are meant to be a guide only, which must be tempered by the investment experience and independent decision making process of the subscriber. Moneysukh.com or any employees are in no way liable for the use of the information by others in investing or trading in investment vehicles utilizing the principles disclosed herein. The materials and information in, and provided by, this site are not, and should not be construed as an offer to buy or sell any of the securities named in materials, services, or on-line postings. We encourage all investors to use the information on the site as a resource only to further their own research on all featured companies, stocks, sectors, markets and information presented on the site.