









**RBI MPC: Repo rate increased by 50 bps to 5.40%; accommodative stance withdrawn**

## LAST SESSION DATA MATRIX

	Current	Change
SENSEX	58,387.93	89.13
NIFTY 50	17,397.50	15.50
NIFTY NEXT 50	41,684.25	-40.65
NIFTY 100	17,655.50	2.55
NIFTY 200	9,228.70	4.00
NIFTY 500	14,900.40	7.95
NIFTY MIDCAP 50	8,225.90	7.30
NIFTY MIDCAP 100	30,258.35	67.50
NIFTY BANK	37,920.60	165.05
NIFTY AUTO	12,804.35	-141.35
NIFTY FIN SERVICE	17,534.55	62.50
NIFTY FMCG	42,930.90	100.65
NIFTY IT	29,973.55	190.65
TURNOVER		
Product	Contracts	Turnover (cr.)*
Index Futures	370,336	33,586.22
Stock Futures	877,204	60,415.04
Index Options	77,870,713	7,119,981.24
Stock Options	3,136,521	229,007.67
GAINERS		
UltraTechCement	6,775.20	187.15
Shree Cements	21,237.40	549.50
ICICI Bank	838.20	17.95
UPL	743.45	11.70
Bharti Airtel	703.65	9.35
LOSERS		
Hindalco	410.80	-10.9
Britannia	3,688.10	-86.95
M&M	1,235.90	-25.9
Eicher Motors	3,089.60	-56.2
Reliance	2,534.00	-37.9

## FIRST LIGHT HEADINGS

-  Govt to relax sugar export quota for 2021-22; allow 1.2 mn ton more shipments
-  No early signal of chip supply disruption from Taiwan, says M&M
-  Tiger sells 2.34% stake in Zomato
-  DLF mulls auction bid for New Delhi mall with base price of \$366 million: Sources
-  PFC, REC may loan Rs. 1.45 tr to help discoms clear dues.
-  Paytm Money hikes brokerage charges for new users

## MARKET INSIGHT

**AUG 5:** Benchmark indices ended the session on August 5 on a flat note amid volatility. Sensex was up 89.13 points or 0.15% at 58387.93, and the Nifty added 15.50 points or 0.09% at 17397.50. UltraTech Cement, ICICI Bank and Bharti Airtel were the top gainers while Mahindra & Mahindra, Reliance Industries and Maruti Suzuki were the top losers. About 1807 shares have advanced, 1466 shares declined, and 144 shares are unchanged.

Among the sectors, power and auto indices shed over a percent each while buying was seen in financial and IT names.

SYMBOL	CHNG	% CHNG	VOLUME (shares)	VALUE
SHREECEM	537.1	2.6	32998	694,759,360.82
ULTRACEMCO	160.95	2.44	741247	5,004,640,307.55
ICICIBANK	16.75	2.04	16055669	13,405,359,718.17
UPL	10.75	1.47	1828480	1,355,507,078.40
BHARTIARTL	9.2	1.33	5811032	4,094,104,485.28
INFY	17.1	1.07	5361857	8,667,280,984.79
GRASIM	16.65	1.05	947342	1,518,646,066.52
WIPRO	4.5	1.03	6483608	2,851,814,978.80
AXISBANK	7.15	0.99	4583107	3,332,239,606.49
JSWSTEEL	5.5	0.83	2455447	1,642,595,825.12
NTPC	1.25	0.81	33863945	5,272,616,236.50
POWERGRID	1.7	0.77	10574418	2,351,010,353.94
HDFCLIFE	4.1	0.77	5466548	2,955,434,510.72
BPCL	2.55	0.76	2557579	856,891,268.16
ITC	1.6	0.52	10085236	3,134,491,348.80
LT	8.85	0.5	1430501	2,558,980,323.87
HINDUNILVR	13.05	0.5	1176616	3,110,560,888.40
COALINDIA	0.9	0.43	31982956	6,664,608,371.28
DIVISLAB	13.85	0.36	374406	1,469,551,038.12
NESTLEIND	55	0.28	62549	1,243,079,435.81

## MARKET OUTLOOK- CAUTIOUSLY OPTIMISTIC



Quantitative: Stock market indices opened on a positive note on hope of smaller rate hike but after a volatile day market closed flat. RBI hiked the key lending rate, the repo rate, by 50 basis points, taking the policy rate back to the late-2019 levels. With cooling off of commodity prices including oil, RBI might not hike as aggressively way forward. With no major event lined up ahead, the focus would be on earnings, global cues and FII's for direction. India VIX, which measures expected volatility in the equity market, inched up and closed at 18.92. Volatility is expected to remain high in the coming days given the lingering geopolitical and inflation worries, but investors should not be worried by short-term worries and to pick quality stocks for the long term.

Index	Support 2	Support 1	Previous Close	Resistance 1	Resistance 2	Trend
SENSEX	56753	57570	58,387.93	59118	59848	BULLISH
NIFTY 50	16910	17154	17,397.50	17615	17832	BULLISH
NIFTY BANK	36859	37390	37,920.60	35,826.95	36301	BULLISH
FINNIFTY	17044	17289	17,534.55	16,629.20	16848	BULLISH



For Private Circulation Only

For Our Clients Only

## CORPORATE ACTIONS

Symbol	Face Value(Rs.)	Purpose	Ex-Date	Record Date
SANOFI	10	Special Dividend - Rs 193 Per Sh	5-Aug-22	8-Aug-22
COUNCODOS	1	Annual General Meeting	5-Aug-22	-
CENTENKA	10	Annual General Meeting/Dividend - Rs 10 Per Share	5-Aug-22	-
SNOWMAN	10	Interim Dividend - Rs 0.75 Per Share	5-Aug-22	9-Aug-22
75GS2034	100	Interest Payment	5-Aug-22	8-Aug-22
LALPATHLAB	10	Interim Dividend - Rs 6 Per Share	5-Aug-22	9-Aug-22
WSTCSTPAPR	2	Annual General Meeting/Dividend - Rs 6 Per Share	8-Aug-22	-
HONAUT	10	Dividend - Rs 90 Per Share	8-Aug-22	10-Aug-22
ICICIBANK	2	Dividend - Rs 5 Per Share	8-Aug-22	10-Aug-22
KRITI	1	Annual General Meeting/Dividend - Rs 0.20 Per Share	8-Aug-22	-
CHENNPETRO	10	Dividend - Rs 2 Per Share	8-Aug-22	10-Aug-22
CASTROLIND	5	Interim Dividend	8-Aug-22	10-Aug-22
CIPLA	2	Dividend - Rs 5 Per Share	8-Aug-22	10-Aug-22
BEL	1	Annual General Meeting/Dividend - Rs 1.50 Per Share	8-Aug-22	-
METROPOLIS	2	Annual General Meeting	8-Aug-22	-
ALKEM	2	Dividend - Rs 4 Per Share	8-Aug-22	10-Aug-22
DBCORP	10	Interim Dividend - Rs 3 Per Share	8-Aug-22	10-Aug-22
RUPA	1	Annual General Meeting/Dividend - Rs 3 Per Share	8-Aug-22	-
NHPC	10	Annual General Meeting	10-Aug-22	-
BALAJITELE	2	Annual General Meeting	10-Aug-22	-
SIL	5	Dividend - Rs 0.75 Per Share	10-Aug-22	11-Aug-22
NHPC	10	Dividend - Rs 0.50 Per Share	10-Aug-22	11-Aug-22
BANARBEADS	10	Annual General Meeting	10-Aug-22	-
GESHIP	10	Interim Dividend - Rs 5.40 Per Share	10-Aug-22	11-Aug-22
SANSERA	2	Annual General Meeting/Dividend - Rs 2 Per Share	10-Aug-22	-
CUB	1	Dividend - Re 1 Per Share	10-Aug-22	11-Aug-22
MRPL	10	Annual General Meeting	10-Aug-22	-
VAIBHAVGBL	2	Interim Dividend - Rs 1.50 Per Share	10-Aug-22	11-Aug-22
KALYANIFRG	10	Annual General Meeting/Dividend - Rs 3 Per Share	10-Aug-22	-
SANGHVIMOV	2	Annual General Meeting/Dividend - Re 1 Per Share	10-Aug-22	-
NTPC	10	Dividend - Rs 3 Per Share	10-Aug-22	11-Aug-22
WABAG	2	Annual General Meeting	11-Aug-22	-

Data Source-NSE,BSE

## CORPORATE ACTIONS

Symbol	Face Value(Rs.)	Purpose	Ex-Date	Record Date
VBL	10	Interim Dividend - Rs 2.50 Per Share	11-Aug-22	12-Aug-22
SUVENPHAR	1	Annual General Meeting	11-Aug-22	-
REPCOHOME	10	Annual General Meeting/Dividend - Rs 2.50 Per Share	11-Aug-22	-
RAJMET	10	Interim Dividend - Re 1 Per Share	11-Aug-22	12-Aug-22
PRECOT	10	Annual General Meeting/Dividend - Rs 6 Per Share	11-Aug-22	-
MGL	10	Annual General Meeting/Dividend - Rs 15.5 Per Share	11-Aug-22	-
NCC	2	Dividend - Rs 2 Per Share	11-Aug-22	12-Aug-22
IPL	1	Annual General Meeting/Dividend - Rs 0.75 Per Share	11-Aug-22	-
JUBLPHARMA	1	Dividend - Rs 5 Per Share	11-Aug-22	12-Aug-22
IOC	10	Dividend - Rs 2.40 Per Share	11-Aug-22	12-Aug-22
KPRMILL	1	Dividend - Rs 0.15 Per Share	11-Aug-22	-
JTEKTINDIA	1	Dividend - Re 0.40 Per Share	11-Aug-22	-
KOTAKBANK	5	Dividend - Rs 1.10 Per Share	11-Aug-22	12-Aug-22
IEX	1	Dividend - Re 1 Per Share	11-Aug-22	12-Aug-22
HESTERBIO	10	Annual General Meeting/Dividend - Rs 10 Per Share	11-Aug-22	-
FINEORG	5	Annual General Meeting/Dividend - Rs 9 Per Share	11-Aug-22	-
ENDURANCE	10	Dividend - Rs 6.25 Per Share	11-Aug-22	-
COALINDIA	10	Dividend - Rs 3 Per Share	11-Aug-22	12-Aug-22
DIVISLAB	2	Dividend - Rs 30 Per Share	11-Aug-22	12-Aug-22
ERIS	1	Interim Dividend	11-Aug-22	16-Aug-22
AJMERA	10	Dividend - Rs 2.25 Per Share	11-Aug-22	12-Aug-22
828GS2032	100	Interest Payment	11-Aug-22	12-Aug-22
824GS2027	100	Interest Payment	11-Aug-22	12-Aug-22
ADVENZYMES	2	Dividend - Re 1 Per Share	11-Aug-22	12-Aug-22
AVTNPL	1	Annual General Meeting/Dividend - Rs 0.60 Per Share	12-Aug-22	-
E2E	10	Annual General Meeting	12-Aug-22	-
DYCL	10	Annual General Meeting/Dividend - Rs 0.50 Per Share	12-Aug-22	-
FIEMIND	10	Annual General Meeting/Dividend - Rs 20 Per Share	12-Aug-22	-
MASFIN	10	Annual General Meeting/Dividend - Rs 1.75 Per Share	12-Aug-22	-
SOLARA	10	Annual General Meeting	12-Aug-22	-
RECLTD	10	Bonus 1:3	17-Aug-22	18-Aug-22
CLNINDIA	10	Annual General Meeting	17-Aug-22	-

Data Source-NSE,BSE

## CORPORATE ACTIONS

Symbol	Face Value(Rs.)	Purpose	Ex-Date	Record Date
EVERESTIND	10	Annual General Meeting/Dividend - Rs 6 Per Share	17-Aug-22	18-Aug-22
JMA	2	Annual General Meeting/Dividend - Rs 2 Per Share	17-Aug-22	-
3MINDIA	10	Annual General Meeting	17-Aug-22	-
ELGIRUBCO	1	Annual General Meeting	18-Aug-22	-
APOLLOHOSP	5	Annual General Meeting/Dividend - Rs 11.75 Per Share	18-Aug-22	-
676GS2061	100	Interest Payment	18-Aug-22	20-Aug-22
BERGEPAIN	1	Annual General Meeting/Dividend - Rs 3.10 Per Share	18-Aug-22	-
TRIDENT	1	Interim Dividend	18-Aug-22	19-Aug-22
VMART	10	Dividend - Rs 0.75 Per Share	18-Aug-22	19-Aug-22
MGEL	10	Face Value Split (Sub-Division) - From Rs 10/- Per Share To Rs 2/- Per Share	18-Aug-22	19-Aug-22
NAUKRI	10	Annual General Meeting/Dividend - Rs 5 Per Share	18-Aug-22	-
IRCTC	2	Annual General Meeting/Dividend - Rs 1.50 Per Share	18-Aug-22	-
IOLCP	10	Annual General Meeting	18-Aug-22	-
INDIGO	10	Annual General Meeting	18-Aug-22	-
JKTYRE	2	Dividend - Rs 1.50 Per Share	18-Aug-22	-
GVKPIL	1	Annual General Meeting	18-Aug-22	-
GREENPLY	1	Annual General Meeting/Dividend - Rs 0.50 Per Share	18-Aug-22	-
TIPSINDLTD	10	Annual General Meeting/Dividend - Rs 2 Per Share	19-Aug-22	-
MARKSANS	1	Annual General Meeting/Dividend - Rs 0.25 Per Share	19-Aug-22	-
HINDWAREAP	2	Annual General Meeting	19-Aug-22	-
MAFATLAFIN	10	Annual General Meeting	19-Aug-22	-
DHUNINV	10	Annual General Meeting/Dividend - Rs 2.50 Per Share	22-Aug-22	-
NH	10	Dividend - Rs 1 Per Share	22-Aug-22	23-Aug-22
NDGL	10	Annual General Meeting/Dividend - Rs 2.50 Per Share	22-Aug-22	-
795GS2032	100	Interest Payment	24-Aug-22	25-Aug-22
HEG	10	Annual General Meeting/Dividend - Rs 40 Per Share	24-Aug-22	-
68GS2060	100	Interest Payment	25-Aug-22	26-Aug-22
SALZERELEC	10	Annual General Meeting/Dividend - Rs 1.80 Per Share	25-Aug-22	26-Aug-22
SMLT	10	Annual General Meeting/Dividend - Re 1 Per Share	25-Aug-22	-
LICI	10	Dividend - Rs 1.50 Per Share	25-Aug-22	26-Aug-22
GREENPANEL	1	Annual General Meeting	26-Aug-22	-
PDSL	10	Face Value Split (Sub-Division) - From Rs 10/- Per Share To Rs 2/- Per Share	26-Aug-22	29-Aug-22

Data Source-NSE,BSE

## KEY SUPPORT & RESISTANCE OF NIFTY50 STOCKS

C O M P A N Y	P R E V I O U S C L O S E	R E S I S T A N C E		S U P P O R T	
		R 1	R 2	S 1	S 2
SHREEC EM	21,225.00	21490	21756	20928	20631
ULTRAC EM CO	6,749.00	6833	6918	6655	6560
ICICIB ANK	837	847	858	825	814
UPL	742.5	752	761	732	722
BHARTIARTL	703.5	712	721	694	684
INFY	1,617.00	1637	1657	1594	1572
GRASIM	1,596.00	1616	1636	1574	1551
WIPRO	440	446	451	434	428
AXISB ANK	728.75	738	747	719	708
JSW STEEL	669.85	678	687	660	651
NTPC	155.95	158	160	154	152
POWERGRID	222.5	225	228	219	216
HDFCLIFE	539	546	552	531	524
BPC L	336.5	341	345	332	327
ITC	311.1	315	319	307	302
LT	1,788.95	1811	1834	1764	1739
HINDUNILVR	2,641.00	2674	2707	2604	2567
COALINDIA	208.05	211	213	205	202
DIVISLAB	3,902.00	3951	4000	3847	3793
NESTLEIND	19,905.00	20154	20403	19626	19348
TCS	3,363.80	3406	3448	3317	3270
DRREDDY	4,158.00	4210	4262	4100	4042
TECHM	1,058.00	1071	1084	1043	1028
TITAN	2,428.00	2458	2489	2394	2360
ASIANPAINT	3,464.15	3507	3551	3416	3367
ADANIPORTS	807.7	818	828	796	785
BAJAJ-AUTO	4,013.85	4064	4114	3958	3901
ONGC	136.3	138	140	134	132
HCLTECH	956.65	969	981	943	930
SBIN	532.35	539	546	525	517
SUNPHARMA	916.5	928	939	904	891
BAJFINANCE	7,300.00	7391	7483	7198	7096
KOTAKBANK	1,830.00	1853	1876	1804	1779
HDFC	2,353.90	2383	2413	2321	2288
TATASTEEL	107.3	109	110	106	104
HDFCBANK	1,426.05	1444	1462	1406	1386
TATACONSUM	784.85	795	804	774	763
APOLLOHOSP	4,370.00	4425	4479	4309	4248
SBILIFE	1,268.30	1284	1300	1251	1233
BAJAJFINSV	15,055.00	15243	15431	14844	14633
TATAMOTORS	464.7	471	476	458	452
INDUSINDBK	1,039.30	1052	1065	1025	1010
CIPLA	1,033.60	1047	1059	1019	1005
MARUTI	8,858.00	8969	9079	8734	8610
HEROMOTOCO	2,771.00	2806	2840	2732	2693
RELIANCE	2,532.90	2565	2596	2497	2462
M & M	1,236.80	1252	1268	1219	1202
EICHERMOT	3,082.00	3121	3159	3039	2996
HINDALCO	412.35	418	423	407	401

For Private Circulation Only

For Our Clients Only

 Email: [research@moneysukh.com](mailto:research@moneysukh.com),  
 Website: [www.moneysukh.com](http://www.moneysukh.com)

 Mansukh Securities and Finance Limited : SEBI Registration Number-INZ000164537 (Members-NSE,MSEI),IN-DP-72-2015 (DP-NSDL)  
 Mansukh Stock Brokers Limited : SEBI ReGistration Number- INZ000164937 (Members -BSE ), IN-DP-36-2015 (DP-CDSL)  
 Mansukh Commodity Futures Private Limited : SEBI Registration Number-INZ000063032 (Members-MCX,NCDEX)  
 Mansukh IFSC Broking Private Limited : SEBI Registration Number- INZ000099432 (Members- NSE IFSC, INDIA INX)

NAME	DESIGNATION	E-MAIL
Varun Gupta	Head - Research	varungupta@moneysukh.com



## SEBI REGISTRATION NO - INH100003274

(UNDER RESEARCH ANALYSTS REGULATIONS , 2014)

For more copies or other information, please send your query at [research@moneysukh.com](mailto:research@moneysukh.com)

**Note : Please refer our Derivative Report for recommendation on OPTION STRATEGIES.**

### STANDARD DISCLOSURES AS PER RESEARCH ANALYSTS REGULATIONS, 2014

#### DISCLAIMER/DISCLOSURES ANALYST CERTIFICATION

We/I, Mr. Varun Gupta Research Analysts, authors and the names subscribed to this report, of Mansukh Securities & Finance Ltd. hereby certify that all of the views expressed in this research report accurately reflect our views about the subject issuer(s) or securities. We also certify that no part of our compensation was, is, or will be directly or indirectly related to the specific recommendation(s) or view(s) in this report.

Terms & conditions and other disclosures:

Mansukh Securities & Finance Ltd, (hereinafter referred to as "MSFL") is engaged in the business of Stock Broking, and Depository Participant . This document has been prepared by the Research Division of MSFL and is meant for use by the recipient only as information and is not for circulation. This document is not to be reported or copied or made available to others without prior permission of MSFL. It should not be considered or taken as an offer to sell or a solicitation to buy or sell any security.

The information contained in this report has been obtained from sources that are considered to be reliable. However, MSFL has not independently verified the accuracy or completeness of the same. Neither MSFL nor any of its affiliates, its directors or its employees accepts any responsibility of whatsoever nature for the information, statements and opinion given, made available or expressed herein or for any omission therein.

Recipients of this report should be aware that past performance is not necessarily a guide to future performance and value of investments can go down as well. The suitability or otherwise of any investments will depend upon the recipient's particular circumstances and, in case of doubt, advice should be sought from an independent expert/ advisor.

Either MSFL or its affiliates or its directors or its employees or its representatives or its clients or their relatives may have position(s), make market, act as principal or engage in transactions of securities of companies referred to in this report and they may have used the research material prior to publication.

**MSFL submits that no material disciplinary action has been taken on us by any Regulatory Authority impacting Equity Research Analysis activities.**



MSFL or its research analysts or its associates or his relatives do not have any financial interest in the subject company. MSFL or its research analysts or its associates or his relatives do not have actual/beneficial ownership of one per cent or more securities of the subject company at the end of the month immediately preceding the date of publication of the research report. MSFL or its research analysts or its associates or his relatives do not have any material conflict of interest at the time of publication of the research report.

MSFL or its associates have not received any compensation from the subject company in the past twelve months.

MSFL or its associates have not managed or co-managed public offering of securities for the subject company in the past twelve months or mandated by the subject company for any other assignment in the past twelve months.

MSFL or its associates have not received any compensation for brokerage services from the subject company in the past twelve months.

MSFL or its associates have not received any compensation for products or services other than investment banking or merchant banking or brokerage services from the subject company in the past twelve months. MSFL or its associates have not received any compensation or other benefits from the subject company or third party in connection with the research report.

MSFL encourages independence in research report preparation and strives to minimize conflict in preparation of research report. MSFL or its analysts did not receive any compensation or other benefits from the subject Company or third party in connection with the preparation of the research report. MSFL or its Research Analysts do not have any material conflict of interest at the time of publication of this report.

It is confirmed that Mr. Varun Gupta Research Analysts of this report have not received any compensation from the companies mentioned in the report in the preceding twelve months .

Compensation of our Research Analysts is not based on any specific merchant banking, investment banking or brokerage service transactions. The Research analysts for this report certifies that all of the views expressed in this report accurately reflect his or her personal views about the subject company or companies and its or their securities, and no part of his or her compensation was, is or will be, directly or indirectly related to specific recommendations or views expressed in this report. The research analysts for this report has not served as an officer, director or employee of the subject company.

MSFL or its research analysts have not engaged in market making activity for the subject company Our sales people, traders, and other professionals or affiliates may provide oral or written market commentary or trading strategies to our clients that reflect opinions that are contrary to the opinions expressed herein, and our proprietary trading and investing businesses may make investment decisions that are inconsistent with the recommendations expressed herein. In reviewing these materials, you should be aware that any or all the foregoing, among other things, may give rise to real or potential conflicts of interest.

MSFL and its associates, their directors and employees may (a) from time to time, have a long or short position in, and buy or sell the securities of the subject company or (b) be engaged in any other transaction involving such securities and earn brokerage or other compensation or act as a market maker in the financial instruments of the subject company or act as an advisor or lender/borrower to the subject company or may have any other potential conflict of interests with respect to any recommendation and other related information and opinions.

MSFL does not claim to be an invitation or an offer to buy or sell any financial instrument. Our Clients (Paid Or Unpaid), Any third party or anyone else have no rights to forward or share our calls or SMS or Reports or Any Information Provided by us to/ with anyone which is received directly or indirectly by them. If found so then Serious Legal Actions can be taken. By accessing Moneysukh.com or any of its associate/group sites, you have read, understood and agree to be legally bound by the terms of the following disclaimer and user agreement. The views and investment tips expressed by investment experts through sms or on Moneysukh.com are their own, and not that of the website or its management. Moneysukh.com advises users to check with certified experts before taking any investment decision.

Stock trading is inherently risky and you agree to assume complete and full responsibility for the outcomes of all trading decisions that you make, including but not limited to loss of capital. None of the stock trading calls made by Moneysukh.com should be construed as an offer to buy or sell securities, nor advice to do so. All comments and posts made by Moneysukh.com, and employees/owners are for information purposes only and under no circumstances should be used for actual trading. Under no circumstances should any person at this site make trading decisions based solely on the information discussed herein. You agree to not make actual stock trades based on comments on the site, nor on any techniques presented nor discussed in this site or any other form of information presentation. All information is for educational and informational use only. You agree to consult with a registered investment advisor, prior to making any trading decision of any kind. You agree, by accessing this or any associated site, Moneysukh.com bears no liability for any postings on the website or actions of associate site. We reserve the right to deny service to anyone. You, and not Moneysukh.com, assume the entire cost and risk of any trading you are suggested to undertake. You are solely responsible for making your own investment decisions. If you choose to engage in such transactions with or without seeking advice from a licensed and qualified financial advisor or entity, then such decision and any consequences flowing there from are your sole responsibility. The information and commentaries are not meant to be an endorsement or offering of any stock purchase. They are meant to be a guide only, which must be tempered by the investment experience and independent decision making process of the subscriber. Moneysukh.com or any employees are in no way liable for the use of the information by others in investing or trading in investment vehicles utilizing the principles disclosed herein. The materials and information in, and provided by, this site are not, and should not be construed as an offer to buy or sell any of the securities named in materials, services, or on-line postings. We encourage all investors to use the information on the site as a resource only to further their own research on all featured companies, stocks, sectors, markets and information presented on the site.